

GTL Security camera
VISION



4MQHD/2MFHD
シリーズ

全てを映し出す**400万画素**の圧倒的パワー ドーム型高画質のQHDセキュリティーカメラ



そして、Auto Focus 機能搭載により、UTC 通信で録画機器からズームを
最大 10 倍まで自由に操作可能な最先端技術の FHD 監視カメラ

INDEX


PART	SUB PART	PAGE
NETWORK	NETWORK CAMERA (2M, 3M, 5M)	3-PAGE
	NETWORK SPEED DOME CAMER	6-PAGE
	4K UHD HARDWARE NVR	6-PAGE
CAMERA	FULL HD 1080P HYVBRID EX-SDI(PANASONIC / SONY STAVIS) CAMERA	7-PAGE
	FULL HD 1080P HYBRID AHD / TVI / CVBS 4X, 10X ZOOM CAMERA	10-PAGE
	FULL HD 1080P HYBRID AHD / TVI / CVBS CAMERA (SONY CMOS)	13-PAGE
	FULL HD 1080P HYBRID AHD / TVI / CVBS CAMERA (SAMSUNG LSI CMOS)	14-PAGE
	FULL HD 1080P EX-SDI AHD / TVI SPEED DOME CAMERA	17-PAGE
DVR	FULL HD 1080P EX-SDI DVR	18-PAGE
	FULL HD 1080P HYBRID AHD / TVI / CVBS DVR	18-PAGE
LENS	CS MOUNT MEGA LENS	19-PAGE

NETWORK CAMERA




PLASTIC DOME CAMERA

PRODUCT	MODEL	DESCRIPTION
 Φ 100 Dome Fixed	GTL-HNC-D324	1/2.8" 2M Pixels Sony CMOS / H.264, MJPEG / 25,30fps@1080p / ONVIF Profile-S / CBR, VBR / Max. 10 User / 0.01Lux / Web Viewer / DDNS, DHCP / 2+3DNR / D-WDR / Defog / MD(4) / PM(8) / HLC / BLC / D-ZOOM(16X) / LDC / Digital PTZ/ TDN / Φ 100 / f=3.6mm / 3M, 5M Pixels(Optional) / POE(Optional)
 Φ 80 Dome Varifocal	GTL-HNC-D224V	1/2.8" 2M Pixels Sony CMOS / H.264, MJPEG / 25,30fps@1080p / ONVIF Profile-S / CBR, VBR / Max. 10 User / 0.01Lux / Web Viewer / DDNS, DHCP / 2+3DNR / D-WDR / Defog / MD(4) / PM(8) / HLC / BLC / D-ZOOM(16X) / LDC / Digital PTZ/ Φ 80 / f=2.8~12mm / 3M, 5M Pixels(Optional) / POE(Optional) / 2MOTOR (Option)
	GTL-HNC-D224VT	1/2.8" 2M Pixels Sony CMOS / H.264, MJPEG / 25,30fps@1080p / ONVIF Profile-S / CBR, VBR / Max. 10 User / 0.01Lux / Web Viewer / DDNS, DHCP / 2+3DNR / D-WDR / Defog / MD(4) / PM(8) / HLC / BLC / D-ZOOM(16X) / LDC / Digital PTZ/ TDN / Φ 80 / f=2.8~12mm / 3M, 5M Pixels(Optional) / POE(Optional) / 2MOTOR (Option)
 Φ 100 Dome Varifocal	GTL-HNC-D324V	1/2.8" 2M Pixels Sony CMOS / H.264, MJPEG / 25,30fps@1080p / ONVIF Profile-S / CBR, VBR / Max. 10 User / 0.01Lux / Web Viewer / DDNS, DHCP / 2+3DNR / D-WDR / Defog / MD(4) / PM(8) / HLC / BLC / D-ZOOM(16X) / LDC / Digital PTZ/ Φ 100 / f=2.8~12mm / 3M, 5M Pixels(Optional) / POE(Optional) / 2MOTOR (Option)
	GTL-HNC-D324VT	1/2.8" 2M Pixels Sony CMOS / H.264, MJPEG / 25,30fps@1080p / ONVIF Profile-S / CBR, VBR / Max. 10 User / 0.01Lux / Web Viewer / DDNS, DHCP / 2+3DNR / D-WDR / Defog / MD(4) / PM(8) / HLC / BLC / D-ZOOM(16X) / LDC / Digital PTZ/ TDN / Φ 100 / f=2.8~12mm / 3M, 5M Pixels(Optional) / POE(Optional) / 2MOTOR (Option)
 Φ 100 Dome Varifocal	GTL-HNC-D324V	1/2.8" 2M Pixels Sony CMOS / H.264, MJPEG / 25,30fps@1080p / ONVIF Profile-S / CBR, VBR / Max. 10 User / 0.01Lux / Web Viewer / DDNS, DHCP / 2+3DNR / D-WDR / Defog / MD(4) / PM(8) / HLC / BLC / D-ZOOM(16X) / LDC / Digital PTZ/ Φ 90 / f=2.8~12mm / 3M, 5M Pixels(Optional) / POE(Optional) / 2MOTOR (Option)
	GTL-HNC-D324VT	1/2.8" 2M Pixels Sony CMOS / H.264, MJPEG / 25,30fps@1080p / ONVIF Profile-S / CBR, VBR / Max. 10 User / 0.01Lux / Web Viewer / DDNS, DHCP / 2+3DNR / D-WDR / Defog / MD(4) / PM(8) / HLC / BLC / D-ZOOM(16X) / LDC / Digital PTZ/ TDN / Φ 90 / f=2.8~12mm / 3M, 5M Pixels(Optional) / POE(Optional) / 2MOTOR (Option)

VANDAL DOME CAMERA




PRODUCT	MODEL	DESCRIPTION
 Φ 80 Dome Fixed	GTL-HNC-V124V	1/2.8" 2M Pixels Sony CMOS / H.264, MJPEG / 25,30fps@1080p / ONVIF Profile-S / CBR, VBR / Max. 10 User / 0.01Lux / Web Viewer / DDNS, DHCP / 2+3DNR / D-WDR / Defog / MD(4) / PM(8) / HLC / BLC / D-ZOOM(16X) / LDC / Digital PTZ/ Φ 80 / f=2.8~12mm / IP66 / 3M, 5M Pixels(Optional) / POE(Optional) / 2MOTOR (Option)
	GTL-HNC-V124VT	1/2.8" 2M Pixels Sony CMOS / H.264, MJPEG / 25,30fps@1080p / ONVIF Profile-S / CBR, VBR / Max. 10 User / 0.01Lux / Web Viewer / DDNS, DHCP / 2+3DNR / D-WDR / Defog / MD(4) / PM(8) / HLC / BLC / D-ZOOM(16X) / LDC / Digital PTZ/ TDN / Φ 80 / f=2.8~12mm / IP66 / 3M, 5M Pixels(Optional) / POE(Optional) / 2MOTOR (Option)

IRLED PLASTIC DOME CAMERA



PRODUCT	MODEL	DESCRIPTION
 Φ 80 Dome 24 IRLED Fixed	GTL-HNC-RD2224T	1/2.8" 2M Pixels Sony CMOS / H.264, MJPEG / 25,30fps@1080p / ONVIF Profile-S / CBR, VBR / Max. 10 User / 0.01Lux / Web Viewer / DDNS, DHCP / 2+3DNR / D-WDR / Defog / MD(4) / PM(8) / HLC / BLC / D-ZOOM(16X) / LDC / Digital PTZ/ TDN / Φ 80 / f=3.6mm / 24 IRLED / 3M, 5M Pixels(Optional) / POE(Optional)
 Φ 100 Dome 30 IRLED Fixed	GTL-HNC-RD3234T	1/2.8" 2M Pixels Sony CMOS / H.264, MJPEG / 25,30fps@1080p / ONVIF Profile-S / CBR, VBR / Max. 10 User / 0.01Lux / Web Viewer / DDNS, DHCP / 2+3DNR / D-WDR / Defog / MD(4) / PM(8) / HLC / BLC / D-ZOOM(16X) / LDC / Digital PTZ/ TDN / Φ 100 / f=3.6mm / 30 IRLED / 3M, 5M Pixels(Optional) / POE(Optional)
 Φ 90 Dome 28 IRLED Fixed	GTL-HNC-RD2224VT	1/2.8" 2M Pixels Sony CMOS / H.264, MJPEG / 25,30fps@1080p / ONVIF Profile-S / CBR, VBR / Max. 10 User / 0.01Lux / Web Viewer / DDNS, DHCP / 2+3DNR / D-WDR / Defog / MD(4) / PM(8) / HLC / BLC / D-ZOOM(16X) / LDC / Digital PTZ/ TDN / Φ 90 / f=3.6mm / 28 IRLED / 3M, 5M Pixels(Optional) / POE(Optional)

NETWORK CAMERA








IRLED PLASTIC DOME CAMERA

PRODUCT	MODEL	DESCRIPTION
 Φ80 Dome 24 IRLED Varifocal	GTL- HNC-RD2224VT	1/2.8" 2M Pixels Sony CMOS/ H.264, MJPEG / 25,30fps@1080p / ONVIF Profile-S / CBR, VBR / Max. 10 User / 0.01Lux / Web Viewer / DDNS, DHCP / 2+3DNR / D-WDR / Defog / MD(4) / PM(8) / HLC / BLC / D-ZOOM(16X) / LDC / Digital PTZ/ TDN / Φ80 / f=2.8~12mm // 24 IRLED / 3M, 5M Pixels(Optional) / POE(Optional) / 2MOTOR (Option)
 Φ100 Dome 30 IRELD Varifocal	GTL- HNC-RD3234VT	1/2.8" 2M Pixels Sony CMOS/ H.264, MJPEG / 25,30fps@1080p / ONVIF Profile-S / CBR, VBR / Max. 10 User / 0.01Lux / Web Viewer / DDNS, DHCP / 2+3DNR / D-WDR / Defog / MD(4) / PM(8) / HLC / BLC / D-ZOOM(16X) / LDC / Digital PTZ/ TDN / Φ100 / f=2.8~12mm / 30 IRELD / 3M, 5M Pixels(Optional) / POE(Optional) / 2MOTOR (Option)
 Φ90 Dome 28 IRELD Varifocal	GTL- HNC-RD4224VT	1/2.8" 2M Pixels Sony CMOS/ H.264, MJPEG / 25,30fps@1080p / ONVIF Profile-S / CBR, VBR / Max. 10 User / 0.01Lux / Web Viewer / DDNS, DHCP / 2+3DNR / D-WDR / Defog / MD(4) / PM(8) / HLC / BLC / D-ZOOM(16X) / LDC / Digital PTZ/ TDN / Φ90 / f=2.8~12mm / 28 IRELD / 3M, 5M Pixels(Optional) / POE(Optional) / 2MOTOR (Option)

IRLED VANDAL DOME CAMERA



PRODUCT	MODEL	DESCRIPTION
 Φ80 Dome 24 IRLED Fixed	GTL- HNC-RV1224T	1/2.8" 2M Pixels Sony CMOS/ H.264, MJPEG / 25,30fps@1080p / ONVIF Profile-S / CBR, VBR / Max. 10 User / 0.01Lux / Web Viewer / DDNS, DHCP / 2+3DNR / D-WDR / Defog / MD(4) / PM(8) / HLC / BLC / D-ZOOM(16X) / LDC / Digital PTZ/ TDN / Φ80 / f=3.6mm / 24 IRLED / IP66 / 3M, 5M Pixels(Optional) / POE(Optional)
 Φ80 Dome 24 IRLED Varifocal	GTL- HNC-RV1224VT	1/2.8" 2M Pixels Sony CMOS/ H.264, MJPEG / 25,30fps@1080p / ONVIF Profile-S / CBR, VBR / Max. 10 User / 0.01Lux / Web Viewer / DDNS, DHCP / 2+3DNR / D-WDR / Defog / MD(4) / PM(8) / HLC / BLC / D-ZOOM(16X) / LDC / Digital PTZ/ TDN / Φ80 / f=2.8~12mm / 24 IRLED / IP66 / 3M, 5M Pixels(Optional) / POE(Optional) / 2MOTOR (Option)

IR LED BULLET CAMERA




PRODUCT	MODEL	DESCRIPTION
 42 IRLED 2MOTOR Varifocal	GTL- HNC-RU6244VT 2MOTOR	1/2.8" 2M Pixels Sony CMOS/ H.264, MJPEG / 25,30fps@1080p / ONVIF Profile-S / CBR, VBR / Max. 10 User / 0.01Lux / Web Viewer / DDNS, DHCP / 2+3DNR / D-WDR / Defog / MD(4) / PM(8) / HLC / BLC / D-ZOOM(16X) / LDC / Digital PTZ/ TDN / f=2.8~12mm / 2MOTOR / 42 IRLED / IP66 / 3M, 5M Pixels(Optional) / POE(Optional)
 42 IRLED Varifocal	GTL- HNC-7244VT	1/2.8" 2M Pixels Sony CMOS/ H.264, MJPEG / 25,30fps@1080p / ONVIF Profile-S / CBR, VBR / Max. 10 User / 0.01Lux / Web Viewer / DDNS, DHCP / 2+3DNR / D-WDR / Defog / MD(4) / PM(8) / HLC / BLC / D-ZOOM(16X) / LDC / Digital PTZ/ TDN / f=2.8~12mm / 42 IRLED / IP66 / 3M, 5M Pixels(Optional) / POE(Optional) / 2MOTOR (Option)
 54 IRLED Fixed	GTL- HNC-RU6254T	1/2.8" 2M Pixels Sony CMOS/ H.264, MJPEG / 25,30fps@1080p / ONVIF Profile-S / CBR, VBR / Max. 10 User / 0.01Lux / Web Viewer / DDNS, DHCP / 2+3DNR / D-WDR / Defog / MD(4) / PM(8) / HLC / BLC / D-ZOOM(16X) / LDC / Digital PTZ/ TDN / f=3.6mm / 54 IRLED / IP66 / 3M, 5M Pixels(Optional) / POE(Optional)
 54 IRLED Fixed	GTL- HNC-RU7254T	1/2.8" 2M Pixels Sony CMOS/ H.264, MJPEG / 25,30fps@1080p / ONVIF Profile-S / CBR, VBR / Max. 10 User / 0.01Lux / Web Viewer / DDNS, DHCP / 2+3DNR / D-WDR / Defog / MD(4) / PM(8) / HLC / BLC / D-ZOOM(16X) / LDC / Digital PTZ/ TDN / f=3.6mm / 54 IRLED / IP66 / 3M, 5M Pixels(Optional) / POE(Optional)
 72 IRLED Varifocal	GTL- HNC-RU8274VT	1/2.8" 2M Pixels Sony CMOS/ H.264, MJPEG / 25,30fps@1080p / ONVIF Profile-S / CBR, VBR / Max. 10 User / 0.01Lux / Web Viewer / DDNS, DHCP / 2+3DNR / D-WDR / Defog / MD(4) / PM(8) / HLC / BLC / D-ZOOM(16X) / LDC / Digital PTZ/ TDN / f=2.8~12mm / 72 IRLED / IP66 / 3M, 5M Pixels(Optional) / POE(Optional) / 2MOTOR (Option)
 72 IRLED Fixed	GTL- HNC-RU8274T	1/2.8" 2M Pixels Sony CMOS/ H.264, MJPEG / 25,30fps@1080p / ONVIF Profile-S / CBR, VBR / Max. 10 User / 0.01Lux / Web Viewer / DDNS, DHCP / 2+3DNR / D-WDR / Defog / MD(4) / PM(8) / HLC / BLC / D-ZOOM(16X) / LDC / Digital PTZ/ TDN / f=6.0mm / 72 IRLED / IP66 / 3M, 5M Pixels(Optional) / POE(Optional)
 6 IRLED (High Power) 4X Zoom	GTL- HNC-RU9274T	1/2.8" 2M Pixels Sony CMOS/ H.264, MJPEG / 25,30fps@1080p / ONVIF Profile-S / CBR, VBR / Max. 10 User / 0.01Lux / Web Viewer / DDNS, DHCP / 2+3DNR / D-WDR / Defog / MD(4) / PM(8) / HLC / BLC / D-ZOOM(16X) / LDC / Digital PTZ/ TDN / f=6.0mm / High Power 6 IRLED IP66 / 3M, 5M Pixels(Optional) / POE(Optional)

NETWORK CAMERA

IR LED HOUSING CAMERA

PRODUCT	MODEL	DESCRIPTION
 90 IRLED Fixed	GTL- HNC-RH3284T	1/2.8" 2M Pixels Sony CMOS/ H.264, MJPEG / 25,30fps@1080p / ONVIF Profile-S / CBR, VBR / Max. 10 User / 0.01Lux / Web Viewer / DDNS, DHCP / 2+3DNR / D-WDR / Defog / MD(4) / PM(8) / HLC / BLC / D-ZOOM(16X) / LDC / Digital PTZ/ TDN / f=6.0mm / 84 IRLED / IP66 / 3M, 5M Pixels(Optional) / POE(Optional)
 90 IRLED Varifocal	GTL- HNC-RH3284VT	1/2.8" 2M Pixels Sony CMOS/ H.264, MJPEG / 25,30fps@1080p / ONVIF Profile-S / CBR, VBR / Max. 10 User / 0.01Lux / Web Viewer / DDNS, DHCP / 2+3DNR / D-WDR / Defog / MD(4) / PM(8) / HLC / BLC / D-ZOOM(16X) / LDC / Digital PTZ/ TDN / f=3.0~12mm / 84 IRLED / IP66 / 3M, 5M Pixels(Optional) / POE(Optional) / 2MOTOR (Option)

SPEED DOME CAMERA

PRODUCT	MODEL	DESCRIPTION
 SPEED DOME IRLED	GTL- HNS-RM320	1/2.8" 2.4M Sony Cmos / Optical 30x / D-Zoom 20x / Total Zoom 600x / H.264, MJPEG / 25,30fps@1080p / ONVIF Profile-S / CBR, VBR 0.0001Lux(DSS x32) / Web Viewer / DDNS, DHCP / DNR / WDR / Defog / EIS / MD(1) / PM(8) / Alarm(1/1) / Preset(250) / Group(12) / Trace / Time Schedule / Audio(1/1) / Max. IR Distance 150m / TDN / f=4.3~129mm / IP66 / AC24V(Max.42W)
 SPEED DOME	GTL- HNS-M210	1/3" 2.3M Panasonic Cmos / Optical 10x / D-Zoom 32x / Total Zoom 320x / H.264, MJPEG / 25,30fps@1080p / ONVIF Profile-S / CBR, VBR 0.001Lux(DSS x4) / Web Viewer / DDNS, DHCP / DNR / WDR / Defog / EIS / MD(1) / PM(8) / Alarm(1/1) / Preset(250) / Group(12) / Trace / Time Schedule / Audio(1/1) / TDN / f=5.1~51.0mm / IP66 / AC24V(Max.16W)
 SPEED DOME	GTL- HNS-M220	1/2.8" 2.4M Sony Cmos / Optical 20x / D-Zoom 8x / Total Zoom 160x / H.264, MJPEG / 25,30fps@1080p / ONVIF Profile-S / CBR, VBR 0.0001Lux(DSS x32) / Web Viewer / DDNS, DHCP / DNR / WDR / Defog / EIS / MD(1) / PM(8) / Alarm(1/1) / Preset(250) / Group(12) / Trace / Time Schedule / Audio(1/1) / TDN / f=4.45~89.0mm / IP66 / AC24V(Max.24W)


4K UHD NETWORK VIDEO RECORDER

4K HARDWARE NVR








PRODUCT	MODEL	DESCRIPTION
	GTL-NVR-04W	4CH Hardware NVR with POE / 8M Pixels IP Camera Input / NVIF2.3, RTSP, H.264, Dual stream / HDMI(1), VGA(1) / Audio(1/1), Sensor(In 4) / Alarm(Out 1) / Display Resolution : 1920x1080, 3840x2160(HDMI Only) / USB2.0(2), USB3.0(1) / Recoding Resolution : up to 8MP@30fps, Total Bitrate 120Mbps, Channel Bitrate 30Mbps/ Play Back : 100fps, 120fps@1080p Backup : External HDD, Network, Thumb Drive / Gigabit Ethernet / 2 STAT + 1 eSATA (12bays, 6TB of More) / RS485 / POS / D-Zoom / Motion Detection / 22 Languages / Mobile Viewer (iPhone, Android) / 96W(48V)
	GTL-NVR-08W	8CH Hardware NVR with POE / 8M Pixels IP Camera Input / NVIF2.3, RTSP, H.264, Dual stream / HDMI(1), VGA(1) / Audio(1/1), Sensor(In 8) / Alarm(Out 1) / Display Resolution : 1920x1080, 3840x2160(HDMI Only) / USB2.0(2), USB3.0(1) / Recoding Resolution : up to 8MP@30fps, Total Bitrate 120Mbps, Channel Bitrate 15Mbps/ Play Back : 100fps, 120fps@1080p Backup : External HDD, Network, Thumb Drive / Gigabit Ethernet / 2 STAT + 1 eSATA (12bays, 6TB of More) / RS485 / POS / D-Zoom / Motion Detection / 22 Languages / Mobile Viewer (iPhone, Android) / 96W(48V)
	GTL-NVR-16W	16CH Hardware NVR with POE / 8M Pixels IP Camera Input / NVIF2.3, RTSP, H.264, Dual stream / HDMI(1), VGA(1) / Audio(1/1), Sensor(In 16) / Alarm(Out 1) / Display Resolution : 1920x1080, 3840x2160(HDMI Only) / USB2.0(2), USB3.0(1) / Recoding Resolution : up to 8MP@30fps, Total Bitrate 120Mbps, Channel Bitrate 7.5Mbps/ Play Back : 100fps, 120fps@1080p Backup : External HDD, Network, Thumb Drive / Gigabit Ethernet / 2 STAT + 1 eSATA (12bays, 6TB of More) / RS485 / POS / D-Zoom / Motion Detection / 22 Languages / Mobile Viewer (iPhone, Android) / 190W(SMPS)
	GTL-NVR-32R	16CH Hardware NVR with POE / 8M Pixels IP Camera Input / NVIF2.3, RTSP, H.264, Dual stream / HDMI(1), VGA(1), SPOT(1) / Audio(2/1), Sensor(In 16) / Alarm(Out 2) / Display Resolution : 1920x1080, 3840x2160(HDMI Only) / USB2.0(2), USB3.0(1) / Recoding Resolution : up to 8MP@30fps, Total Bitrate 120Mbps, Channel Bitrate 3.85Mbps/ Play Back : 100fps, 120fps@1080p Backup : External HDD, Network, Thumb Drive / Gigabit Ethernet / 8 STAT + 1 eSATA (8bays, 6TB of More) / RS485 / POS / D-Zoom / Motion Detection / 22 Languages / Mobile Viewer (iPhone, Android) / 280W(SMPS)
	GTL-NVR-32R16P	16CH Hardware NVR with POE / 8M Pixels IP Camera Input / NVIF2.3, RTSP, H.264, Dual stream / HDMI(1), VGA(1), SPOT(1) / Audio(2/1), Sensor(In 16) / Alarm(Out 2) / Display Resolution : 1920x1080, 3840x2160(HDMI Only) / USB2.0(2), USB3.0(1) / Recoding Resolution : up to 8MP@30fps, Total Bitrate 120Mbps, Channel Bitrate 3.85Mbps/ Play Back : 100fps, 120fps@1080p Backup : External HDD, Network, Thumb Drive / Gigabit Ethernet / 8 STAT + 1 eSATA (8bays, 6TB of More) / RS485 / POS / D-Zoom / Motion Detection / 22 Languages / Mobile Viewer (iPhone, Android) / 280W(SMPS)

FULL HD HYBRID EX-SDI CAMERA





BOX CAMERA

PRODUCT	MODEL	DESCRIPTION
	BOX GTL-HHA-B122-FI	1/2.8" 2.1M Pixels SONY STARIVIS CMOS/ HYBFRID (EX-SDI, HD-SDI, TVI, CVBS) / 30fps@1080p / 1100TVL / Sens-up(0.0001Lux) / DNR / WDR / D-WDR / D-ZOOM / MD(4) / PM(16) / LSC / Focus Adj. / OSD / RS485
	GTL-HHA-B122T-FI	1/2.8" 2.1M Pixels SONY STARIVIS CMOS/ HYBFRID (EX-SDI, HD-SDI, TVI, CVBS) / 30fps@1080p / 1100TVL / Sens-up(0.0001Lux) / DNR / WDR / D-WDR / D-ZOOM / MD(4) / PM(16) / LSC / Focus Adj. / OSD / RS485 / TDN

PLASTIC DOME CAMERA


PRODUCT	MODEL	DESCRIPTION
 Φ100 Dome Fixed	GTL-HHA-D122-FI	1/3" 2.1M Pixels Panasonic CMOS/HYBFRID (EX-SDI, HD-SDI, TVI, CVBS)//30fps@1080p / 1100TVL / WDR / Sens-up(0.0001Lux) / DNR / D-WDR / D-ZOOM / MD(4) / PM(16) / LSC / Focus Adj. / OSD / Φ100 / f=3.6mm
 Φ80 Dome Fixed	GTL-HHA-D222-FI	1/3" 2.1M Pixels Panasonic CMOS/HYBFRID (EX-SDI, HD-SDI, TVI, CVBS)//30fps@1080p / 1100TVL / WDR / Sens-up(0.0001Lux) / DNR / D-WDR / D-ZOOM / MD(4) / PM(16) / LSC / Focus Adj. / OSD / Φ80 / f=3.6mm
 Φ100 Dome Fixed	GTL-HHA-D322-FI	1/3" 2.1M Pixels Panasonic CMOS/HYBFRID (EX-SDI, HD-SDI, TVI, CVBS)//30fps@1080p / 1100TVL / WDR / Sens-up(0.0001Lux) / DNR / D-WDR / D-ZOOM / MD(4) / PM(16) / LSC / Focus Adj. / OSD / Φ100 / f=3.6mm
 Φ90 Dome Fixed	GTL-HHA-D422-FI	1/3" 2.1M Pixels Panasonic CMOS/HYBFRID (EX-SDI, HD-SDI, TVI, CVBS)//30fps@1080p / 1100TVL / WDR / Sens-up(0.0001Lux) / DNR / D-WDR / D-ZOOM / MD(4) / PM(16) / LSC / Focus Adj. / OSD / Φ90 / f=3.6mm
 Φ80 Dome Varifocal	GTL-HHA-D222V-FI	1/2.8" 2.1M Pixels SONY STARIVIS CMOS/ HYBFRID (EX-SDI, HD-SDI, TVI, CVBS) / 30fps@1080p / 1100TVL / WDR / Sens-up(0.0001Lux) / DNR / D-WDR / D-ZOOM / MD(4) / PM(16) / LSC / Focus Adj. / OSD / Φ80 / f=2.8~12mm
	GTL-HHA-D222VT-FI	1/2.8" 2.1M Pixels SONY STARIVIS CMOS/ HYBFRID (EX-SDI, HD-SDI, TVI, CVBS) / 30fps@1080p / 1100TVL / WDR / Sens-up(0.0001Lux) / DNR / D-WDR / D-ZOOM / MD(4) / PM(16) / LSC / Focus Adj. / OSD / TDN / Φ80 / f=2.8~12mm
 Φ100 Dome Varifocal	GTL-HHA-D322V-FI	1/2.8" 2.1M Pixels SONY STARIVIS CMOS/ HYBFRID (EX-SDI, HD-SDI, TVI, CVBS) / 30fps@1080p / 1100TVL / WDR / Sens-up(0.0001Lux) / DNR / D-WDR / D-ZOOM / MD(4) / PM(16) / LSC / Focus Adj. / OSD / Φ100 / f=2.8~12mm
	GTL-HHA-D322VT-FI	1/2.8" 2.1M Pixels SONY STARIVIS CMOS/ HYBFRID (EX-SDI, HD-SDI, TVI, CVBS) / 30fps@1080p / 1100TVL / WDR / Sens-up(0.0001Lux) / DNR / D-WDR / D-ZOOM / MD(4) / PM(16) / LSC / Focus Adj. / OSD / TDN / Φ100 / f=2.8~12mm
 Φ100 Dome Varifocal	GTL-HHA-D422V-FI	1/2.8" 2.1M Pixels SONY STARIVIS CMOS/ HYBFRID (EX-SDI, HD-SDI, TVI, CVBS) / 30fps@1080p / 1100TVL / WDR / Sens-up(0.0001Lux) / DNR / D-WDR / D-ZOOM / MD(4) / PM(16) / LSC / Focus Adj. / OSD / Φ90 / f=2.8~12mm
	GTL-HHA-D422VT-FI	1/2.8" 2.1M Pixels SONY STARIVIS CMOS/ HYBFRID (EX-SDI, HD-SDI, TVI, CVBS) / 30fps@1080p / 1100TVL / WDR / Sens-up(0.0001Lux) / DNR / D-WDR / D-ZOOM / MD(4) / PM(16) / LSC / Focus Adj. / OSD / TDN / Φ90 / f=2.8~12mm

VANDAL DOME CAMERA



PRODUCT	MODEL	DESCRIPTION
 Φ80 Vandal Fixed	GTL-HHA-V322S-FI	1/3" 2.1M Pixels Panasonic CMOS/ HYBFRID (EX-SDI, HD-SDI, TVI, CVBS)//30fps@1080p / 1100TVL / WDR / Sens-up(0.0001Lux) / DNR / D-WDR / D-ZOOM / MD(4) / PM(16) / LSC / Focus Adj. / OSD Φ80 / f=3.6mm / IP66
 Φ80 Vandal Fixed	GTL-HHA-V322F-FI	1/3" 2.1M Pixels Panasonic CMOS/ HYBFRID (EX-SDI, HD-SDI, TVI, CVBS)//30fps@1080p / 1100TVL / WDR / Sens-up(0.0001Lux) / DNR / D-WDR / D-ZOOM / MD(4) / PM(16) / LSC / Focus Adj. / OSD Φ80 / f=3.6mm / IP66
 Φ80 Vandal Fixed	GTL-HHA-V122-FI	1/3" 2.1M Pixels Panasonic CMOS/ HYBFRID (EX-SDI, HD-SDI, TVI, CVBS)//30fps@1080p / 1100TVL / WDR / Sens-up(0.0001Lux) / DNR / D-WDR / D-ZOOM / MD(4) / PM(16) / LSC / Focus Adj. / OSD Φ80 / f=3.6mm / IP66
 Φ80 Vandal Varifocal	GTL-HHA-V122V-FI	1/2.8" 2.1M Pixels SONY STARIVIS CMOS/ HYBFRID (EX-SDI, HD-SDI, TVI, CVBS) / 30fps@1080p / 1100TVL / WDR / Sens-up(0.0001Lux) / DNR / D-WDR / D-ZOOM / MD(4) / PM(16) / LSC / Focus Adj. / OSD / Φ80 / f=2.8~12mm / IP66
	GTL-HHA-V122VT-FI	1/2.8" 2.1M Pixels SONY STARIVIS CMOS/ HYBFRID (EX-SDI, HD-SDI, TVI, CVBS) / 30fps@1080p / 1100TVL / WDR / Sens-up(0.0001Lux) / DNR / D-WDR / D-ZOOM / MD(4) / PM(16) / LSC / Focus Adj. / OSD / TDN / Φ80 / f=2.8~12mm / IP66

FULL HD HYBRID EX-SDI CAMERA


VANDAL DOME CAMERA

PRODUCT		MODEL	DESCRIPTION
	Φ100 Vandal	GTL-HHA-V222V-FI	1/2.8" 2.1M Pixels SONY STARIVIS CMOS/ HYBFRID (EX-SDI, HD-SDI, TVI, CVBS) / 30fps@1080p / 1100TVL / WDR / Sens-up(0.0001Lux) / DNR / D-WDR / D-ZOOM / MD(4) / PM(16) / LSC / Focus Adj. / OSD / Φ100 / f=2.8~12mm / IP66
	Varifocal	GTL-HHA-V222VT-FI	1/2.8" 2.1M Pixels SONY STARIVIS CMOS/ HYBFRID (EX-SDI, HD-SDI, TVI, CVBS) / 30fps@1080p / 1100TVL / WDR / DNR / Sens-up(0.0001Lux) / D-WDR / D-ZOOM / MD(4) / PM(16) / LSC / Focus Adj. / OSD / TDN / Φ100 / f=2.8~12mm / IP66







BULLET CAMERA

PRODUCT		MODEL	DESCRIPTION
	Fixed	GTL-HHA-U722-FI	1/3" 2.1M Pixels Panasonic CMOS/ HYBFRID (EX-SDI, HD-SDI, TVI, CVBS)//30fps@1080p / 1100TVL / WDR / Sens-up(0.0001Lux) / DNR / D-WDR / D-ZOOM / MD(4) / PM(16) / LSC / Focus Adj. / OSD / Φ80 / f=3.6mm / IP66
	Varifocal	GTL-HHA-U722V-FI	1/2.8" 2.1M Pixels SONY STARIVIS CMOS/ HYBFRID (EX-SDI, HD-SDI, TVI, CVBS) / 30fps@1080p / 1100TVL / WDR / Sens-up(0.0001Lux) / DNR / D-WDR / D-ZOOM / MD(4) / PM(16) / LSC / Focus Adj. / OSD / Φ100 / f=2.8~12mm / IP66
		GTL-HHA-U722VT-FI	1/2.8" 2.1M Pixels SONY STARIVIS CMOS/ HYBFRID (EX-SDI, HD-SDI, TVI, CVBS) / 30fps@1080p / 1100TVL / WDR / DNR / Sens-up(0.0001Lux) / D-WDR / D-ZOOM / MD(4) / PM(16) / LSC / Focus Adj. / OSD / TDN / Φ100 / f=2.8~12mm / IP66




SQUARE CAMERA

PRODUCT		MODEL	DESCRIPTION
	Fixed	GTL-HHA-S222-FI	1/3" 2.1M Pixels Panasonic CMOS/HYBFRID (EX-SDI, HD-SDI, TVI, CVBS)//30fps@1080p / 1100TVL / WDR / Sens-up(0.0001Lux) / DNR / D-WDR / D-ZOOM / MD(4) / PM(16) / LSC / Focus Adj. / OSD / f=3.6mm

IRLED PIASTIC DOME CAMERA










PRODUCT		MODEL	DESCRIPTION
	Φ80 Dome Fixed	GTL-HHA-RD2222T-FI	1/3" 2.1M Pixels Panasonic CMOS/HYBFRID (EX-SDI, HD-SDI, TVI, CVBS)//30fps@1080p / 1100TVL / WDR / DNR / Sens-up(0.0001Lux) / D-WDR / D-ZOOM / MD(4) / PM(16) / LSC / Focus Adj. / OSD / TDN / Φ80 / f=3.6mm / 24 IRLED
	Φ100 Dome Fixed	GTL-HHA-RD3232T-FI	1/3" 2.1M Pixels Panasonic CMOS/HYBFRID (EX-SDI, HD-SDI, TVI, CVBS)//30fps@1080p / 1100TVL / WDR / DNR / Sens-up(0.0001Lux) / D-WDR / D-ZOOM / MD(4) / PM(16) / LSC / Focus Adj. / OSD / TDN / Φ100 / f=3.6mm / 30 IRLED
	Φ90 Dome Fixed	GTL-HHA-RD4222T-FI	1/3" 2.1M Pixels Panasonic CMOS/HYBFRID (EX-SDI, HD-SDI, TVI, CVBS)//30fps@1080p / 1100TVL / WDR / DNR / Sens-up(0.0001Lux) / D-WDR / D-ZOOM / MD(4) / PM(16) / LSC / Focus Adj. / OSD / TDN / Φ90 / f=3.6mm / 28 IRLED
	Φ80 Dome Varifocal	GTL-HHA-RD2222VT-FI	1/2.8" 2.1M Pixels SONY STARIVIS CMOS/ HYBFRID (EX-SDI, HD-SDI, TVI, CVBS) / 30fps@1080p / 1100TVL / WDR / DNR / Sens-up(0.0001Lux) / D-WDR / D-ZOOM / MD(4) / PM(16) / LSC / Focus Adj. / OSD / TDN / Φ80 / f=2.8~12mm / 24 IRLED
	Φ100 Dome Varifocal	GTL-HHA-RD3232VT-FI	1/2.8" 2.1M Pixels SONY STARIVIS CMOS/ HYBFRID (EX-SDI, HD-SDI, TVI, CVBS) / 30fps@1080p / 1100TVL / WDR / DNR / Sens-up(0.0001Lux) / D-WDR / D-ZOOM / MD(4) / PM(16) / LSC / Focus Adj. / OSD / TDN / Φ100 / f=2.8~12mm / 30 IRLED
	Φ90 Dome Varifocal	GTL-HHA-RD4222VT-FI	1/2.8" 2.1M Pixels SONY STARIVIS CMOS/ HYBFRID (EX-SDI, HD-SDI, TVI, CVBS) / 30fps@1080p / 1100TVL / WDR / DNR / Sens-up(0.0001Lux) / D-WDR / D-ZOOM / MD(4) / PM(16) / LSC / Focus Adj. / OSD / TDN / Φ90 / f=2.8~12mm / 28 IRLED

IRLED VANDAL DOME CAMERA



PRODUCT		MODEL	DESCRIPTION
	Φ80 Vandal Fixed	GTL-HHA-RV1232T-FI	1/3" 2.1M Pixels Panasonic CMOS/ HYBFRID (EX-SDI, HD-SDI, TVI, CVBS)//30fps@1080p / 1100TVL / WDR / DNR / Sens-up(0.0001Lux) / D-WDR / D-ZOOM / MD(4) / PM(16) / LSC / Focus Adj. / OSD / TDN / Φ80 / f=3.6mm / 24 IRLED / IP66
	Φ80 Vandal Varifocal	GTL-HHA-RV1232VT-FI	1/2.8" 2.1M Pixels SONY STARIVIS CMOS/ HYBFRID (EX-SDI, HD-SDI, TVI, CVBS) / 30fps@1080p / 1100TVL / WDR / DNR / Sens-up(0.0001Lux) / D-WDR / D-ZOOM / MD(4) / PM(16) / LSC / Focus Adj. / OSD / TDN / Φ80 / f=2.8~12mm / 24 IRLED / IP66
	Φ100 Vandal Varifocal	GTL-HHA-RV2232VT-FI	1/2.8" 2.1M Pixels SONY STARIVIS CMOS/ HYBFRID (EX-SDI, HD-SDI, TVI, CVBS) / 30fps@1080p / 1100TVL / WDR / DNR / Sens-up(0.0001Lux) / D-WDR / D-ZOOM / MD(4) / PM(16) / LSC / Focus Adj. / OSD / TDN / Φ100 / f=2.8~12mm / 36 IRLED / IP66

FULL HD HYBRID EX-SDI CAMERA

IRLED BULLET CAMERA




PRODUCT	MODEL	DESCRIPTION
 24 IRLED Fixed	GTL-HHA-RU1222T-FI	1/3" 2.1M Pixels Panasonic CMOS/ HYBFRID (EX-SDI, HD-SDI, TVI, CVBS)//30fps@1080p / 1100TVL / WDR / DNR / Sens-up(0.0001Lux) / D-WDR / D-ZOOM / MD(4) / PM(16) / LSC / Focus Adj. / OSD / TDN / f=3.6mm / 24 IRLED / IP66
 36 IRLED Fixed	GTL-HHA-RU4232T-FI	1/3" 2.1M Pixels Panasonic CMOS/ HYBFRID (EX-SDI, HD-SDI, TVI, CVBS)//30fps@1080p / 1100TVL / WDR / DNR / Sens-up(0.0001Lux) / D-WDR / D-ZOOM / MD(4) / PM(16) / LSC / Focus Adj. / OSD / TDN / f=3.6mm / 36IRLED / IP66
 36 IRLED Fixed	GTL-HHA-RU5232T-FI	1/3" 2.1M Pixels Panasonic CMOS/ HYBFRID (EX-SDI, HD-SDI, TVI, CVBS)//30fps@1080p / 1100TVL / WDR / DNR / Sens-up(0.0001Lux) / D-WDR / D-ZOOM / MD(4) / PM(16) / LSC / Focus Adj. / OSD / TDN / f=3.6mm / 36 IRLED / IP66
 42 IRLED Varifocal	GTL-HHA-RU7242VT-FI	1/2.8" 2.1M Pixels SONY STARIVIS CMOS/ HYBFRID (EX-SDI, HD-SDI, TVI, CVBS) / 30fps@1080p / 1100TVL / WDR / DNR / Sens-up(0.0001Lux) / D-WDR / D-ZOOM / MD(4) / PM(16) / LSC / Focus Adj. / OSD / TDN / f=2.8~12mm / 42 IRLED / IP66
 54 IRLED Fixed	GTL-HHA-RU6252T-FI	1/3" 2.1M Pixels Panasonic CMOS/ HYBFRID (EX-SDI, HD-SDI, TVI, CVBS)//30fps@1080p / 1100TVL / WDR / DNR / Sens-up(0.0001Lux) / D-WDR / D-ZOOM / MD(4) / PM(16) / LSC / Focus Adj. / OSD / TDN / f=3.6mm / 54 IRLED / IP66
 54 IRLED Fixed	GTL-HHA-RU7252T-FI	1/3" 2M Pixels Panasonic CMOS/ EX-SDI, HD-SDI, CVBS / 30fps@1080p / 1100TVL / Sens-up(0.0001Lux) / DNR / WDR / D-WDR / D-ZOOM / MD(4) / PM(16) / LSC / Focus Adj. / OSD / TDN / f=3.6mm / 54IRLED / IP66
 72 IRLED Varifocal	GTL-HHA-RU8272VT-FI	1/2.8" 2.1M Pixels SONY STARIVIS CMOS/ HYBFRID (EX-SDI, HD-SDI, TVI, CVBS) / 30fps@1080p / 1100TVL / WDR / DNR / Sens-up(0.0001Lux) / D-WDR / D-ZOOM / MD(4) / PM(16) / LSC / Focus Adj. / OSD / TDN / f=2.8~12mm / 72 IRLED / IP66
 72 IRLED Fixed	GTL-HHA-RU8272T-FI	1/3" 2.1M Pixels Panasonic CMOS/ HYBFRID (EX-SDI, HD-SDI, TVI, CVBS)//30fps@1080p / 1100TVL / WDR / DNR / Sens-up(0.0001Lux) / D-WDR / D-ZOOM / MD(4) / PM(16) / LSC / Focus Adj. / OSD / TDN / f=6.0mm / 72 IRLED / IP66
 6 IRLED (High Power) 4X Zoom	GTL-HHA-RU9272VT-FI	1/2.8" 2.1M Pixels SONY STARIVIS CMOS/ HYBFRID (EX-SDI, HD-SDI, TVI, CVBS) / 30fps@1080p / 1100TVL / WDR / DNR / Sens-up(0.0001Lux) / D-WDR / D-ZOOM / MD(4) / PM(16) / LSC / Focus Adj. / OSD / TDN / 4x Zoom f=2.8~12mm / High Power 6 IRLED / IP66

IRLED HOUSING CAMERA



PRODUCT	MODEL	DESCRIPTION
 90 IRLED Fixed	GTL-HHA-RH3282T-FI	1/3" 2.1M Pixels Panasonic CMOS/HYBFRID (EX-SDI, HD-SDI, TVI, CVBS)//30fps@1080p / 1100TVL / WDR / DNR / Sens-up(0.0001Lux) / D-WDR / D-ZOOM / MD(4) / PM(16) / LSC / Focus Adj. / OSD / TDN / f=6.0mm / 90 IRLED / IP66
 90 IRLED Varifocal	GTL-HHA-RH3282VT-FI	1/2.8" 2.1M Pixels SONY STARIVIS CMOS/ HYBFRID (EX-SDI, HD-SDI, TVI, CVBS) / 30fps@1080p / 1100TVL / WDR / DNR / Sens-up(0.0001Lux) / D-WDR / D-ZOOM / MD(4) / PM(16) / LSC / Focus Adj. / OSD / TDN / f=2.8~12mm / 90 IRLED / IP66

FULL HD HYBRID AHD / TVI / CVBS 4X/10X ZOOM CAMERA


PLASTIC DOME CAMERA

PRODUCT	MODEL	DESCRIPTION
	Φ80 Dome Varifocal GTL-AHD-D224V-FI-PF	1/2.9" 2.1M Pixels Sony CMOS/ AHD, CVBS / 30fps@1080p,AHD / 1280H@CVBS / 1100TVL / Sens-up(0.0005Lux) / 2+3DNR /D-WDR / Defog / COMET / MD(4) / PM(4) / LSC / UTC / OSD / Φ80 / Optical 4X Zoom / f=2.8~12mm
	GTL-AHD-D224VT-FI-FP	1/2.9" 2.1M Pixels Sony CMOS/ AHD, CVBS / 30fps@1080p,AHD / 1280H@CVBS / 1100TVL / Sens-up(0.0005Lux) / 2+3DNR /D-WDR / Defog / COMET / MD(4) / PM(4) / LSC / UTC / OSD / TDN / Φ80 / Optical 4X Zoom / f=2.8~12mm
	Φ100 Dome Varifocal GTL-AHD-D324V-FI-PF	1/2.9" 2.1M Pixels Sony CMOS/ AHD, CVBS / 30fps@1080p,AHD / 1280H@CVBS / 1100TVL / Sens-up(0.0005Lux) / 2+3DNR /D-WDR / Defog / COMET / MD(4) / PM(4) / LSC / UTC / OSD / Φ100 / Optical 4X, 10X Zoom / f=2.8~12mm
	GTL-AHD-D324VT-FI-PF	1/2.9" 2.1M Pixels Sony CMOS/ AHD, CVBS / 30fps@1080p,AHD / 1280H@CVBS / 1100TVL / Sens-up(0.0005Lux) / 2+3DNR /D-WDR / Defog / COMET / MD(4) / PM(4) / LSC / UTC / OSD / TDN / Φ100 / Optical 4X Zoom f=2.8~12mm, 10X Zoom f=5~50mm
	Φ90 Dome Varifocal GTL-AHD-D424V-FI-PF	1/2.9" 2.1M Pixels Sony CMOS/ AHD, CVBS / 30fps@1080p,AHD / 1280H@CVBS / 1100TVL / Sens-up(0.0005Lux) / 2+3DNR /D-WDR / Defog / COMET / MD(4) / PM(4) / LSC / UTC / OSD / Φ90 / Optical 4X Zoom / f=2.8~12mm
	GTL-AHD-D424VT-FI-PF	1/2.9" 2.1M Pixels Sony CMOS/ AHD, CVBS / 30fps@1080p,AHD / 1280H@CVBS / 1100TVL / Sens-up(0.0005Lux) / 2+3DNR /D-WDR / Defog / COMET / MD(4) / PM(4) / LSC / UTC / OSD / TDN / Φ90 / Optical 4X Zoom / f=2.8~12mm




VANDAL DOME CAMERA

PRODUCT	MODEL	DESCRIPTION
	Φ80 Vandal GTL-AHD-V124V-FI-PF	1/2.9" 2.1M Pixels Sony CMOS/ Hybrid Full HD / 30fps@1080p,AHD / 30fps@1080p, TVI / 1280H@CVBS / 1100TVL / Sens-up(0.0005Lux) / 2+3DNR /D-WDR / Defog / COMET / MD(4) / PM(4) / LSC / UTC / OSD / Φ80 / Optical 4X Zoom / f=2.8~12mm / IP66
	Varifocal GTL-AHD-V124VT-FI-FP	1/2.9" 2.1M Pixels Sony CMOS/ Hybrid Full HD / 30fps@1080p,AHD / 30fps@1080p, TVI / 1280H@CVBS / 1100TVL / Sens-up(0.0005Lux) / 2+3DNR /D-WDR / Defog / COMET / MD(4) / PM(4) / LSC / UTC / OSD / TDN / Φ80 / Optical 4X Zoom / f=2.8~12mm / IP66
	Φ100 Vandal GTL-AHD-V224V-FI-PF	1/2.9" 2.1M Pixels Sony CMOS/ Hybrid Full HD / 30fps@1080p,AHD / 30fps@1080p, TVI / 1280H@CVBS / 1100TVL / Sens-up(0.0005Lux) / 2+3DNR /D-WDR / Defog / COMET / MD(4) / PM(4) / LSC / UTC / OSD / Φ100 / Optical 4X Zoom / f=2.8~12mm / IP66
	Varifocal GTL-AHD-V224VT-FI-PF	1/2.9" 2.1M Pixels Sony CMOS/ Hybrid Full HD / 30fps@1080p,AHD / 30fps@1080p, TVI / 1280H@CVBS / 1100TVL / Sens-up(0.0005Lux) / 2+3DNR /D-WDR / Defog / COMET / MD(4) / PM(4) / LSC / UTC / OSD / TDN / Φ100 / Optical 4X Zoom f=2.8~12mm, 10X Zoom f=5~50mm / IP66

BULLET CAMERA



PRODUCT	MODEL	DESCRIPTION
	Varifocal GTL-AHD-U724V-FI-PF	1/2.9" 2.1M Pixels Sony CMOS/ Hybrid Full HD / 30fps@1080p,AHD / 30fps@1080p, TVI / 1280H@CVBS / 1100TVL / Sens-up(0.0005Lux) / 2+3DNR /D-WDR / Defog / COMET / MD(4) / PM(4) / LSC / UTC / OSD / Optical 4X Zoom / f=2.8~12mm / IP66
	GTL-AHD-U724VT-FI-PF	1/2.9" 2.1M Pixels Sony CMOS/ Hybrid Full HD / 30fps@1080p,AHD / 30fps@1080p, TVI / 1280H@CVBS / 1100TVL / Sens-up(0.0005Lux) / 2+3DNR /D-WDR / Defog / COMET / MD(4) / PM(4) / LSC / UTC / OSD / TDN / Optical 4X Zoom / f=2.8~12mm / IP66

IRLED PLASTIC DOME CAMERA





PRODUCT	MODEL	DESCRIPTION
	Φ80 Dome Varifocal GTL-AHD-RD2224VT-FI-PF	1/2.9" 2.1M Pixels Sony CMOS/ Hybrid Full HD / 30fps@1080p,AHD / 30fps@1080p, TVI / 1280H@CVBS / 1100TVL / Sens-up(0.0005Lux) / 2+3DNR /D-WDR / Defog / COMET / MD(4) / PM(4) / LSC / UTC / OSD / TDN / Φ100 / Optical 4X Zoom / f=2.8~12mm / 24 IRLED
	Φ100 Dome Varifocal GTL-AHD-RD3224VT-FI-PF	1/2.9" 2.1M Pixels Sony CMOS/ Hybrid Full HD / 30fps@1080p,AHD / 30fps@1080p, TVI / 1280H@CVBS / 1100TVL / Sens-up(0.0005Lux) / 2+3DNR /D-WDR / Defog / COMET / MD(4) / PM(4) / LSC / UTC / OSD / TDN / Φ80 / Optical 4X Zoom f=2.8~12mm, 10X Zoom f=5~50mm / 30 IRLED
	Φ100 Dome Varifocal GTL-AHD-RD4224VT-FI-PF	1/2.9" 2.1M Pixels Sony CMOS/ Hybrid Full HD / 30fps@1080p,AHD / 30fps@1080p, TVI / 1280H@CVBS / 1100TVL / Sens-up(0.0005Lux) / 2+3DNR /D-WDR / Defog / COMET / MD(4) / PM(4) / LSC / UTC / OSD / TDN / Φ90 / Optical 4X Zoom / f=2.8~12mm / 28 IRLED

FULL HD HYBRID AHD / TVI / CVBS 4X/10X ZOOM CAMERA


IRLED VANDAL DOME CAMERA

PRODUCT	MODEL	DESCRIPTION
 Φ80 Vandal Varifocal	GTL-AHD-RV1234VT-FI-PF	1/2.9" 2.1M Pixels Sony CMOSHybrid Full HD / 30fps@1080p,AHD / 30fps@1080p, TVI / 1280H@CVBS / 1100TVL / Sens-up(0.0005Lux) / D-WDR / Defog / COMET / MD(4) / PM(4) / LSC / UTC / OSD / TDN / Φ80 / Optical 4X Zoom f=2.8~12mm / IP66 / 24 IRLED
 Φ100 Vandal Varifocal	GTL-AHD-RV2234VT-FI-PF	1/2.9" 2.1M Pixels Sony CMOSHybrid Full HD / 30fps@1080p,AHD / 30fps@1080p, TVI / 1280H@CVBS / 1100TVL / Sens-up(0.0005Lux) / D-WDR / Defog / COMET / MD(4) / PM(4) / LSC / UTC / OSD / TDN / Φ100 / Optical 4X Zoom f=2.8~12mm, 10X Zoom f=5~50mm / IP66 / 36 IRLED

IRLED BULLET CAMERA


PRODUCT	MODEL	DESCRIPTION
 42 IRLED Varifocal	GTL-AHD-RU7244VT-FI-PF	1/2.9" 2.1M Pixels Sony CMOSHybrid Full HD / 30fps@1080p,AHD / 30fps@1080p, TVI / 1280H@CVBS / 1100TVL / Sens-up(0.0005Lux) / 2+3DNR / D-WDR / Defog / COMET / MD(4) / PM(4) / LSC / UTC / OSD / TDN / Optical 4X Zoom f=2.8~12mm, 10X Zoom f=5~50mm / IP66 / 42 IRLED
 42 IRLED Varifocal	GTL-AHD-RU6244VT-FI-PF	1/2.9" 2.1M Pixels Sony CMOSHybrid Full HD / 30fps@1080p,AHD / 30fps@1080p, TVI / 1280H@CVBS / 1100TVL / Sens-up(0.0005Lux) / 2+3DNR / D-WDR / Defog / COMET / MD(4) / PM(4) / LSC / UTC / OSD / TDN / Optical 4X Zoom f=2.8~12mm, 10X Zoom f=5~50mm / IP66 / 42 IRLED
 72 IRLED Varifocal	GTL-AHD-RU8274VT-FI-PF	1/2.9" 2.1M Pixels Sony CMOSHybrid Full HD / 30fps@1080p,AHD / 30fps@1080p, TVI / 1280H@CVBS / 1100TVL / Sens-up(0.0005Lux) / 2+3DNR / D-WDR / Defog / COMET / MD(4) / PM(4) / LSC / UTC / OSD / TDN / Optical 4X Zoom f=2.8~12mm, 10X Zoom f=5~50mm / IP66 / 72 IRLED
 6 IRLED (High Power) 10X Zoom	GTL-AHD-RU9274VT-FI-PF	1/2.9" 2.1M Pixels Sony CMOSHybrid Full HD / 30fps@1080p,AHD / 30fps@1080p, TVI / 1280H@CVBS / 1100TVL / Sens-up(0.0005Lux) / 2+3DNR / D-WDR / Defog / COMET / MD(4) / PM(4) / LSC / UTC / OSD / TDN / Optical 4X Zoom f=2.8~12mm, 10X Zoom f=5~50mm / IP66 / High Power 6 IRLED

IRLED HOUSING CAMERA





PRODUCT	MODEL	DESCRIPTION
 90 IRLED Varifocal	GTL-AHD-RH3284VT-FI-PF	1/2.9" 2.1M Pixels Sony CMOSHybrid Full HD / 30fps@1080p,AHD / 30fps@1080p, TVI / 1280H@CVBS / 1100TVL / Sens-up(0.0005Lux) / 2+3DNR / D-WDR / Defog / COMET / MD(4) / PM(4) / LSC / UTC / OSD / TDN / Optical 4X Zoom f=2.8~12mm, 10X Zoom f=5~50mm / IP66 / 90 IRLED

FULL HD HYBRID AHD / TVI / CVBS CAMERA



BOX CAMERA

PRODUCT	MODEL	DESCRIPTION
	BOX GTL-AHD-B124-FI	1/2.9" 2.1M Pixels Sony CMOS/ Hybrid Full HD / 30fps@1080p,AHD / 30fps@1080p, TVI / 1280H@CVBS / 1100TVL / Sens-up(0.0005Lux) / 2+3DNR /D-WDR / Defog / COMET / MD(4) / PM(4) / LSC / UTC / OSD / RS485
	GTL-AHD-B124T-FI	1/2.9" 2.1M Pixels Sony CMOS/ AHD, TVI, CVBS / 30fps@1080p,AHD / 30fps@1080p, TVI / 1280H@CVBS / 1100TVL / Sens-up(0.0005Lux) / 2+3DNR /D-WDR / Defog / COMET / MD(4) / PM(4) / LSC / UTC / OSD / TDN / RS485



PLASTIC DOME CAMERA

PRODUCT	MODEL	DESCRIPTION
	Φ100 Dome Fixed GTL-AHD-D324-FI	1/2.9" 2.1M Pixels Sony CMOS/Hybrid Full HD / 30fps@1080p,AHD / 30fps@1080p, TVI / 1280H@CVBS / 1100TVL / Sens-up(0.0005Lux) / 2+3DNR /D-WDR / Defog / COMET / MD(4) / PM(4) / LSC / UTC / OSD / Φ100 / f=3.6mm
	Φ80 Dome Varifocal GTL-AHD-D224V-FI	1/2.9" 2.1M Pixels Sony CMOS/Hybrid Full HD / 30fps@1080p,AHD / 30fps@1080p, TVI / 1280H@CVBS / 1100TVL / Sens-up(0.0005Lux) / 2+3DNR /D-WDR / Defog / COMET / MD(4) / PM(4) / LSC / UTC / OSD / Φ80 / f=2.8~12mm
	GTL-AHD-D224VT-FI	1/2.9" 2.1M Pixels Sony CMOS/Hybrid Full HD / 30fps@1080p,AHD / 30fps@1080p, TVI / 1280H@CVBS / 1100TVL / Sens-up(0.0005Lux) / 2+3DNR /D-WDR / Defog / COMET / MD(4) / PM(4) / LSC / UTC / OSD / TDN / Φ80 / f=2.8~12mm
	Φ100 Dome Varifocal GTL-AHD-D324V-FI	1/2.9" 2.1M Pixels Sony CMOS/Hybrid Full HD / 30fps@1080p,AHD / 30fps@1080p, TVI / 1280H@CVBS / 1100TVL / Sens-up(0.0005Lux) / 2+3DNR /D-WDR / Defog / COMET / MD(4) / PM(4) / LSC / UTC / OSD / Φ100 / f=2.8~12mm
	GTL-AHD-D324VT-FI	1/2.9" 2.1M Pixels Sony CMOS/Hybrid Full HD / 30fps@1080p,AHD / 30fps@1080p, TVI / 1280H@CVBS / 1100TVL / Sens-up(0.0005Lux) / 2+3DNR /D-WDR / Defog / COMET / MD(4) / PM(4) / LSC / UTC / OSD / TDN / Φ100 / f=2.8~12mm
	Φ90 Dome Varifocal GTL-AHD-D424V-FI	1/2.9" 2.1M Pixels Sony CMOS/Hybrid Full HD / 30fps@1080p,AHD / 30fps@1080p, TVI / 1280H@CVBS / 1100TVL / Sens-up(0.0005Lux) / 2+3DNR /D-WDR / Defog / COMET / MD(4) / PM(4) / LSC / UTC / OSD / Φ90 / f=2.8~12mm
	GTL-AHD-D424VT-FI	1/2.9" 2.1M Pixels Sony CMOS/Hybrid Full HD / 30fps@1080p,AHD / 30fps@1080p, TVI / 1280H@CVBS / 1100TVL / Sens-up(0.0005Lux) / 2+3DNR /D-WDR / Defog / COMET / MD(4) / PM(4) / LSC / UTC / OSD / TDN / Φ90 / f=2.8~12mm

VANDAL DOME CAMERA







PRODUCT	MODEL	DESCRIPTION
	Φ80 Vandal GTL-AHD-V124V-FI	1/2.9" 2.1M Pixels Sony CMOS/ Hybrid Full HD / 30fps@1080p,AHD / 30fps@1080p, TVI / 1280H@CVBS / 1100TVL / Sens-up(0.0005Lux) / 2+3DNR /D-WDR / Defog / COMET / MD(4) / PM(4) / LSC / UTC / OSD / Φ80 / f=2.8~12mm / IP66
	Varifocal GTL-AHD-V124VT-FI	1/2.9" 2.1M Pixels Sony CMOS/ Hybrid Full HD / 30fps@1080p,AHD / 30fps@1080p, TVI / 1280H@CVBS / 1100TVL / Sens-up(0.0005Lux) / 2+3DNR /D-WDR / Defog / COMET / MD(4) / PM(4) / LSC / UTC / OSD / TDN / Φ80 / f=2.8~12mm / IP66
	Φ100 Vandal GTL-AHD-V224V-FI	1/2.9" 2.1M Pixels Sony CMOS/ Hybrid Full HD / 30fps@1080p,AHD / 30fps@1080p, TVI / 1280H@CVBS / 1100TVL / Sens-up(0.0005Lux) / 2+3DNR /D-WDR / Defog / COMET / MD(4) / PM(4) / LSC / UTC / OSD / Φ100 / f=2.8~12mm / IP66
	Varifocal GTL-AHD-V224VT-FI	1/2.9" 2.1M Pixels Sony CMOS/ Hybrid Full HD / 30fps@1080p,AHD / 30fps@1080p, TVI / 1280H@CVBS / 1100TVL / Sens-up(0.0005Lux) / 2+3DNR /D-WDR / Defog / COMET / MD(4) / PM(4) / LSC / UTC / OSD / TDN / Φ100 / f=2.8~12mm / IP66

BULLET CAMERA




PRODUCT	MODEL	DESCRIPTION
	Fixed GTL-AHD-U724-FI	1/2.9" 2.1M Pixels Sony CMOS/ Hybrid Full HD / 30fps@1080p,AHD / 30fps@1080p, TVI / 1280H@CVBS / 1100TVL / Sens-up(0.0005Lux) / 2+3DNR /D-WDR / Defog / COMET / MD(4) / PM(4) / LSC / UTC / OSD / f=3.6mm / IP66
	Varifocal GTL-AHD-U724V-FI	1/2.9" 2.1M Pixels Sony CMOS/ Hybrid Full HD / 30fps@1080p,AHD / 30fps@1080p, TVI / 1280H@CVBS / 1100TVL / Sens-up(0.0005Lux) / 2+3DNR /D-WDR / Defog / COMET / MD(4) / PM(4) / LSC / UTC / OSD / f=2.8~12mm / IP66
	GTL-AHD-U724VT-FI	1/2.9" 2.1M Pixels Sony CMOS/ Hybrid Full HD / 30fps@1080p,AHD / 30fps@1080p, TVI / 1280H@CVBS / 1100TVL / Sens-up(0.0005Lux) / 2+3DNR /D-WDR / Defog / COMET / MD(4) / PM(4) / LSC / UTC / OSD / TDN / f=2.8~12mm / IP66

FULL HD HYBRID AHD / TVI / CVBS CAMERA







IRLED PLASTIC DOME CAMERA

PRODUCT	MODEL	DESCRIPTION
 Φ80 Dome Fixed	GTL-AHD-RD2224T-FI	1/2.9" 2.1M Pixels Sony CMOS/ Hybrid Full HD / 30fps@1080p,AHD / 30fps@1080p, TVI / 1280H@CVBS / 1100TVL / 2+3DNR / Sens-up(0.0005Lux) / D-WDR / Defog / COMET / MD(4) / PM(4) / LSC / UTC / OSD / TDN / Φ80 / f=3.6mm / 24 IRLED
 Φ100 Dome Fixed	GTL-AHD-RD3234T-FI	1/2.9" 2.1M Pixels Sony CMOS/ Hybrid Full HD / 30fps@1080p,AHD / 30fps@1080p, TVI / 1280H@CVBS / 1100TVL / 2+3DNR / Sens-up(0.0005Lux) / D-WDR / Defog / COMET / MD(4) / PM(4) / LSC / UTC / OSD / TDN / Φ100 / f=3.6mm / 30IRLED
 Φ90 Dome Fixed	GTL-AHD-RD4224T-FI	1/2.9" 2.1M Pixels Sony CMOS/ Hybrid Full HD / 30fps@1080p,AHD / 30fps@1080p, TVI / 1280H@CVBS / 1100TVL / 2+3DNR / Sens-up(0.0005Lux) / D-WDR / Defog / COMET / MD(4) / PM(4) / LSC / UTC / OSD / TDN / Φ90 / f=3.6mm / 28IRLED
 Φ80 Dome Varifocal	GTL-AHD-RD2224VT-FI	1/2.9" 2.1M Pixels Sony CMOS/ Hybrid Full HD / 30fps@1080p,AHD / 30fps@1080p, TVI / 1280H@CVBS / 1100TVL / 2+3DNR / Sens-up(0.0005Lux) / D-WDR / Defog / COMET / MD(4) / PM(4) / LSC / UTC / OSD / TDN / Φ80 / f=2.8~12mm / 24 IRLED
 Φ100 Dome Varifocal	GTL-AHD-RD3234VT-FI	1/2.9" 2.1M Pixels Sony CMOS/ Hybrid Full HD / 30fps@1080p,AHD / 30fps@1080p, TVI / 1280H@CVBS / 1100TVL / 2+3DNR / Sens-up(0.0005Lux) / D-WDR / Defog / COMET / MD(4) / PM(4) / LSC / UTC / OSD / TDN / Φ100 / f=2.8~12mm / 30IRLED
 Φ90 Dome Varifocal	GTL-AHD-RD4224VT-FI	1/2.9" 2.1M Pixels Sony CMOS/ Hybrid Full HD / 30fps@1080p,AHD / 30fps@1080p, TVI / 1280H@CVBS / 1100TVL / 2+3DNR / Sens-up(0.0005Lux) / D-WDR / Defog / COMET / MD(4) / PM(4) / LSC / UTC / OSD / TDN / Φ90 / f=2.8~12mm / 28IRLED



IRLED VANDAL DOME CAMERA

PRODUCT	MODEL	DESCRIPTION
 Φ80 Vandal Fixed	GTL-HD-RV1234T-FI	1/2.9" 2.1M Pixels Sony CMOS/ AHybrid Full HD / 30fps@1080p,AHD / 30fps@1080p, TVI / 1280H@CVBS / 1100TVL / 2+3DNR / Sens-up(0.0005Lux) / D-WDR / Defog / COMET / MD(4) / PM(4) / LSC / UTC / OSD / TDN / Φ80 / f=3.6mm / 24 IRLED / IP66
 Φ80 Vandal Varifocal	GTL-HD-RV1234VT-FI	1/2.9" 2.1M Pixels Sony CMOS/ Hybrid Full HD / 30fps@1080p,AHD / 30fps@1080p, TVI / 1280H@CVBS / 1100TVL / 2+3DNR / Sens-up(0.0005Lux) / D-WDR / Defog / COMET / MD(4) / PM(4) / LSC / UTC / OSD / TDN / Φ80 / f=2.8~12mm / 24 IRLED / IP66
 Φ100 Vandal Varifocal	GTL-AHD-RV2234VT-FI	1/2.9" 2.1M Pixels Sony CMOS/ Hybrid Full HD / 30fps@1080p,AHD / 30fps@1080p, TVI / 1280H@CVBS / 1100TVL / 2+3DNR / Sens-up(0.0005Lux) / D-WDR / Defog / COMET / MD(4) / PM(4) / LSC / UTC / OSD / TDN / Φ100 / f=2.8~12mm / 36IRLED / IP66

IRLED BULLET CAMERA

PRODUCT	MODEL	DESCRIPTION
 36 IRLED Fixed	GTL-AHD-RU4234T-FI	1/2.9" 2.1M Pixels Sony CMOS/ Hybrid Full HD / 30fps@1080p,AHD / 30fps@1080p, TVI / 1280H@CVBS / 1100TVL / 2+3DNR / Sens-up(0.0005Lux) / D-WDR / Defog / COMET / MD(4) / PM(4) / LSC / UTC / OSD / TDN / f=3.6mm / 36 IRLED / IP66
 42 IRLED Varifocal	GTL-AHD-RU7244VT-FI	1/2.9" 2.1M Pixels Sony CMOS/ AHybrid Full HD / 30fps@1080p,AHD / 30fps@1080p, TVI / 1280H@CVBS / 1100TVL / 2+3DNR / Sens-up(0.0005Lux) / D-WDR / Defog / COMET / MD(4) / PM(4) / LSC / UTC / OSD / TDN / f=2.8~12mm / 42 IRLED / IP66
 54 IRLED Fixed	GTL-AHD-RU6254T-FI	1/2.9" 2.1M Pixels Sony CMOS/ Hybrid Full HD / 30fps@1080p,AHD / 30fps@1080p, TVI / 1280H@CVBS / 1100TVL / 2+3DNR / Sens-up(0.0005Lux) / D-WDR / Defog / COMET / MD(4) / PM(4) / LSC / UTC / OSD / TDN / f=3.6mm / 54 IRLED / IP66
 54 IRLED Fixed	GTL-AHD-RU7254T-FI	1/2.9" 2.1M Pixels Sony CMOS/ Hybrid Full HD / 30fps@1080p,AHD / 30fps@1080p, TVI / 1280H@CVBS / 1100TVL / 2+3DNR / Sens-up(0.0005Lux) / D-WDR / Defog / COMET / MD(4) / PM(4) / LSC / UTC / OSD / TDN / f=3.6mm / 54IRLED / IP66
 72 IRLED Varifocal	GTL-AHD-RU8274VT-FI	1/2.9" 2.1M Pixels Sony CMOS/ AHybrid Full HD / 30fps@1080p,AHD / 30fps@1080p, TVI / 1280H@CVBS / 1100TVL / 2+3DNR / Sens-up(0.0005Lux) / D-WDR / Defog / COMET / MD(4) / PM(4) / LSC / UTC / OSD / TDN / f=2.8~12mm / 72 IRLED / IP66
 72 IRLED Fixed	GTL-AHD-RU8274T-FI	1/2.9" 2.1M Pixels Sony CMOS/ Hybrid Full HD / 30fps@1080p,AHD / 30fps@1080p, TVI / 1280H@CVBS / 1100TVL / 2+3DNR / Sens-up(0.0005Lux) / D-WDR / Defog / COMET / MD(4) / PM(4) / LSC / UTC / OSD / TDN / f=6.0mm / 72IRLED / IP66

IRLED HOUSING CAMERA








PRODUCT	MODEL	DESCRIPTION
 90 IRLED Fixed	GTL-AHD-RH3284T-FI	1/2.9" 2.1M Pixels Sony CMOS/ Hybrid Full HD / 30fps@1080p,AHD / 30fps@1080p, TVI / 1280H@CVBS / 1100TVL / 2+3DNR / Sens-up(0.0005Lux) / D-WDR / Defog / COMET / MD(4) / PM(4) / LSC / UTC / OSD / TDN / f=6.0mm / 90IRLED / IP66
 90 IRLED Varifocal	GTL-AHD-RH3284VT-FI	1/2.9" 2.1M Pixels Sony CMOS/ Hybrid Full HD / 30fps@1080p,AHD / 30fps@1080p, TVI / 1280H@CVBS / 1100TVL / 2+3DNR / Sens-up(0.0005Lux) / D-WDR / Defog / COMET / MD(4) / PM(4) / LSC / UTC / OSD / TDN / f=2.8~12mm / 90 IRLED / IP66

FULL HD HYBRID AHD / TVI / CVBS CAMERA (SAMSUNG LSI CMOS)





BOX CAMERA

PRODUCT	MODEL	DESCRIPTION
	BOX	GTL-AHD-B124-FIM 1/3.2" 8M Pixels Samsung LSI CMOS/ Hybrid Full HD / 30fps@1080p,AHD / 30fps@1080p,TVI / 1280H@CVBS / 1100TVL / Sens-up(0.0005Lux) / 2+3DNR / D-WDR / Defog / COMET / MD(4) / PM(4) / LSC / UTC / OSD / RS485
		GTL-AHD-B124T-FIM 1/3.2" 8M Pixels Samsung LSI CMOS/ Hybrid Full HD / 30fps@1080p,AHD / 30fps@1080p,TVI / 1280H@CVBS / 1100TVL / Sens-up(0.0005Lux) / 2+3DNR / D-WDR / Defog / COMET / MD(4) / PM(4) / LSC / UTC / OSD / TDN / RS485

PLASTIC DOME CAMERA


PRODUCT	MODEL	DESCRIPTION
	Φ100 Dome Fixed	GTL-AHD-D124-FIM 1/3.2" 8M Pixels Samsung LSI CMOS/ Hybrid Full HD / 30fps@1080p,AHD / 30fps@1080p,TVI / 1280H@CVBS / 1100TVL / Sens-up(0.0005Lux) / 2+3DNR / D-WDR / Defog / COMET / MD(4) / PM(4) / LSC / UTC / OSD / Φ100 / f=3.6mm
	Φ80 Dome Fixed	GTL-AHD-D224-FIM 1/3.2" 8M Pixels Samsung LSI CMOS/ Hybrid Full HD / 30fps@1080p,AHD / 30fps@1080p,TVI / 1280H@CVBS / 1100TVL / Sens-up(0.0005Lux) / 2+3DNR / D-WDR / Defog / COMET / MD(4) / PM(4) / LSC / UTC / OSD / Φ80 / f=3.6mm
	Φ100 Dome Fixed	GTL-AHD-D324-FIM 1/3.2" 8M Pixels Samsung LSI CMOS/ Hybrid Full HD / 30fps@1080p,AHD / 30fps@1080p,TVI / 1280H@CVBS / 1100TVL / Sens-up(0.0005Lux) / 2+3DNR / D-WDR / Defog / COMET / MD(4) / PM(4) / LSC / UTC / OSD / Φ100 / f=3.6mm
	Φ90 Dome Fixed	GTL-AHD-D424-FIM 1/3.2" 8M Pixels Samsung LSI CMOS/ Hybrid Full HD / 30fps@1080p,AHD / 30fps@1080p,TVI / 1280H@CVBS / 1100TVL / Sens-up(0.0005Lux) / 2+3DNR / D-WDR / Defog / COMET / MD(4) / PM(4) / LSC / UTC / OSD / Φ90 / f=3.6mm
	Φ80 Dome Varifocal	GTL-AHD-D224V-FIM 1/3.2" 8M Pixels Samsung LSI CMOS/ Hybrid Full HD / 30fps@1080p,AHD / 30fps@1080p,TVI / 1280H@CVBS / 1100TVL / Sens-up(0.0005Lux) / 2+3DNR / D-WDR / Defog / COMET / MD(4) / PM(4) / LSC / UTC / OSD / Φ80 / f=2.8~12mm
		GTL-AHD-D224VT-FIM 1/3.2" 8M Pixels Samsung LSI CMOS/ Hybrid Full HD / 30fps@1080p,AHD / 30fps@1080p,TVI / 1280H@CVBS / 1100TVL / Sens-up(0.0005Lux) / 2+3DNR / D-WDR / Defog / COMET / MD(4) / PM(4) / LSC / UTC / OSD / TDN / Φ80 / f=2.8~12mm
	Φ100 Dome Varifocal	GTL-AHD-D324V-FIM 1/3.2" 8M Pixels Samsung LSI CMOS/ Hybrid Full HD / 30fps@1080p,AHD / 30fps@1080p,TVI / 1280H@CVBS / 1100TVL / Sens-up(0.0005Lux) / 2+3DNR / D-WDR / Defog / COMET / MD(4) / PM(4) / LSC / UTC / OSD / Φ100 / f=2.8~12mm
		GTL-AHD-D324VT-FIM 1/3.2" 8M Pixels Samsung LSI CMOS/ Hybrid Full HD / 30fps@1080p,AHD / 30fps@1080p,TVI / 1280H@CVBS / 1100TVL / Sens-up(0.0005Lux) / 2+3DNR / D-WDR / Defog / COMET / MD(4) / PM(4) / LSC / UTC / OSD / TDN / Φ100 / f=2.8~12mm
	Φ90 Dome Varifocal	GTL-AHD-D424V-FIM 1/3.2" 8M Pixels Samsung LSI CMOS/ Hybrid Full HD / 30fps@1080p,AHD / 30fps@1080p,TVI / 1280H@CVBS / 1100TVL / Sens-up(0.0005Lux) / 2+3DNR / D-WDR / Defog / COMET / MD(4) / PM(4) / LSC / UTC / OSD / Φ100 / f=2.8~12mm
		GTL-AHD-D424VT-FIM 1/3.2" 8M Pixels Samsung LSI CMOS/ Hybrid Full HD / 30fps@1080p,AHD / 30fps@1080p,TVI / 1280H@CVBS / 1100TVL / Sens-up(0.0005Lux) / 2+3DNR / D-WDR / Defog / COMET / MD(4) / PM(4) / LSC / UTC / OSD / TDN / Φ100 / f=2.8~12mm

VANDAL DOME CAMERA



PRODUCT	MODEL	DESCRIPTION
	Φ80 Vandal Fixed	GTL-AHD-V324S-FIM 1/3.2" 8M Pixels Samsung LSI CMOS/ Hybrid Full HD / 30fps@1080p,AHD / 30fps@1080p,TVI / 1280H@CVBS / 1100TVL / Sens-up(0.0005Lux) / 2+3DNR / D-WDR / Defog / COMET / MD(4) / PM(4) / LSC / UTC / OSD / Φ80 / f=3.6mm / IP66
	Φ80 Vandal Fixed	GTL-AHD-V324F-FIM 1/3.2" 8M Pixels Samsung LSI CMOS/ Hybrid Full HD / 30fps@1080p,AHD / 30fps@1080p,TVI / 1280H@CVBS / 1100TVL / Sens-up(0.0005Lux) / 2+3DNR / D-WDR / Defog / COMET / MD(4) / PM(4) / LSC / UTC / OSD / Φ80 / f=3.6mm / IP66
	Φ80 Vandal Fixed	GTL-AHD-V124-FIM 1/3.2" 8M Pixels Samsung LSI CMOS/ Hybrid Full HD / 30fps@1080p,AHD / 30fps@1080p,TVI / 1280H@CVBS / 1100TVL / Sens-up(0.0005Lux) / 2+3DNR / D-WDR / Defog / COMET / MD(4) / PM(4) / LSC / UTC / OSD / Φ80 / f=3.6mm / IP66
	Φ80 Vandal Varifocall	GTL-AHD-V124V-FIM 1/3.2" 8M Pixels Samsung LSI CMOS/ Hybrid Full HD / 30fps@1080p,AHD / 30fps@1080p,TVI / 1280H@CVBS / 1100TVL / Sens-up(0.0005Lux) / 2+3DNR / D-WDR / Defog / COMET / MD(4) / PM(4) / LSC / UTC / OSD / Φ80 / f=2.8~12mm / IP66
		GTL-AHD-V124VT-FIM 1/3.2" 8M Pixels Samsung LSI CMOS/ Hybrid Full HD / 30fps@1080p,AHD / 30fps@1080p,TVI / 1280H@CVBS / 1100TVL / Sens-up(0.0005Lux) / 2+3DNR / D-WDR / Defog / COMET / MD(4) / PM(4) / LSC / UTC / OSD / TDN / Φ80 / f=2.8~12mm / IP66

FULL HD HYBRID AHD / TVI / CVBS CAMERA (SAMSUNG LSI CMOS)


VANDAL DOME CAMERA

PRODUCT	MODEL	DESCRIPTION
	Φ100 Vandal GTL-AHD-V224V-FIM	1/3.2" 8M Pixels Samsung LSI CMOS/ Hybrid Full HD / 30fps@1080p,AHD / 30fps@1080p, TVI / 1280H@CVBS / 1100TVL / Sens-up(0.0005Lux) / 2+3DNR / D-WDR / Defog / COMET / MD(4) / PM(4) / LSC / UTC / OSD / Φ100 / f=2.8~12mm / IP66
	Varifocal GTL-AHD-V224VT-FIM	1/3.2" 8M Pixels Samsung LSI CMOS/ Hybrid Full HD / 30fps@1080p,AHD / 30fps@1080p, TVI / 1280H@CVBS / 1100TVL / Sens-up(0.0005Lux) / 2+3DNR / D-WDR / Defog / COMET / MD(4) / PM(4) / LSC / UTC / OSD / TDN / Φ100 / f=2.8~12mm / IP66







BULLET CAMERA

PRODUCT	MODEL	DESCRIPTION
	Fixed GTL-AHD-U724-FIM	1/3.2" 8M Pixels Samsung LSI CMOS/ Hybrid Full HD / 30fps@1080p,AHD / 30fps@1080p, TVI / 1280H@CVBS / 1100TVL / Sens-up(0.0005Lux) / 2+3DNR / D-WDR / Defog / COMET / MD(4) / PM(4) / LSC / UTC / OSD / f=3.6mm / IP66
	Varifocal GTL-AHD-U724V-FIM	1/3.2" 8M Pixels Samsung LSI CMOS/ Hybrid Full HD / 30fps@1080p,AHD / 30fps@1080p, TVI / 1280H@CVBS / 1100TVL / Sens-up(0.0005Lux) / 2+3DNR / D-WDR / Defog / COMET / MD(4) / PM(4) / LSC / UTC / OSD / f=2.8~12mm / IP66
	GTL-AHD-U724VT-FIM	1/3.2" 8M Pixels Samsung LSI CMOS/ Hybrid Full HD / 30fps@1080p,AHD / 30fps@1080p, TVI / 1280H@CVBS / 1100TVL / Sens-up(0.0005Lux) / 2+3DNR / D-WDR / Defog / COMET / MD(4) / PM(4) / LSC / UTC / OSD / TDN / f=2.8~12mm / IP66




SQUARE CAMERA

PRODUCT	MODEL	DESCRIPTION
	Fixed GTL-AHD-S224-FIM	1/3.2" 8M Pixels Samsung LSI CMOS/ Hybrid Full HD / 30fps@1080p,AHD / 30fps@1080p, TVI / 1280H@CVBS / 1100TVL / Sens-up(0.0005Lux) / 2+3DNR / D-WDR / Defog / COMET / MD(4) / PM(4) / LSC / UTC / OSD / f=3.6mm

IRLED PLASTIC DOME CAMERA









PRODUCT	MODEL	DESCRIPTION
	Φ80 Dome Fixed GTL-AHD-RD2224T-FIM	1/3.2" 8M Pixels Samsung LSI CMOS/ Hybrid Full HD / 30fps@1080p,AHD / 30fps@1080p, TVI / 1280H@CVBS / Sens-up(0.0005Lux) / 1100TVL / 2+3DNR / D-WDR / Defog / COMET / MD(4) / PM(4) / LSC / UTC / OSD / TDN / Φ80 / f=3.6mm / 24 IRLED
	Φ100 Dome Fixed GTL-AHD-RD3234T-FIM	1/3.2" 8M Pixels Samsung LSI CMOS/ Hybrid Full HD / 30fps@1080p,AHD / 30fps@1080p, TVI / 1280H@CVBS / Sens-up(0.0005Lux) / 1100TVL / 2+3DNR / D-WDR / Defog / COMET / MD(4) / PM(4) / LSC / UTC / OSD / TDN / Φ100 / f=3.6mm / 30 IRLED
	Φ90 Dome Fixed GTL-AHD-RD4224T-FIM	1/3.2" 8M Pixels Samsung LSI CMOS/ Hybrid Full HD / 30fps@1080p,AHD / 30fps@1080p, TVI / 1280H@CVBS / Sens-up(0.0005Lux) / 1100TVL / 2+3DNR / D-WDR / Defog / COMET / MD(4) / PM(4) / LSC / UTC / OSD / TDN / Φ90 / f=3.6mm / 28 IRLED
	Φ80 Dome Varifocal GTL-AHD-RD2224VT-FIM	1/3.2" 8M Pixels Samsung LSI CMOS/ Hybrid Full HD / 30fps@1080p,AHD / 30fps@1080p, TVI / 1280H@CVBS / 1 Sens-up(0.0005Lux) / 1100TVL / 2+3DNR / D-WDR / Defog / COMET / MD(4) / PM(4) / LSC / UTC / OSD / TDN / Φ80 / f=2.8~12mm / 24 IRLED
	Φ100 Dome Varifocal GTL-AHD-RD3234VT-FIM	1/3.2" 8M Pixels Samsung LSI CMOS/ Hybrid Full HD / 30fps@1080p,AHD / 30fps@1080p, TVI / 1280H@CVBS / Sens-up(0.0005Lux) / 1100TVL / 2+3DNR / D-WDR / Defog / COMET / MD(4) / PM(4) / LSC / UTC / OSD / TDN / Φ100 / f=2.8~12mm / 30 IRLED
	Φ90 Dome Varifocal GTL-AHD-RD4224VT-FIM	1/3.2" 8M Pixels Samsung LSI CMOS/ Hybrid Full HD / 30fps@1080p,AHD / 30fps@1080p, TVI / 1280H@CVBS / Sens-up(0.0005Lux) / 1100TVL / 2+3DNR / D-WDR / Defog / COMET / MD(4) / PM(4) / LSC / UTC / OSD / TDN / Φ90 / f=2.8~12mm / 28 IRLED

IRLED VANDAL DOME CAMERA



PRODUCT	MODEL	DESCRIPTION
	Φ80 Vandal Fixed GTL-AHD-RV1234T-FIM	1/3.2" 8M Pixels Samsung LSI CMOS/ Hybrid Full HD / 30fps@1080p,AHD / 30fps@1080p, TVI / 1280H@CVBS / Sens-up(0.0005Lux) / 1100TVL / 2+3DNR / D-WDR / Defog / COMET / MD(4) / PM(4) / LSC / UTC / OSD / TDN / Φ80 / f=3.6mm / 24 IRLED / IP66
	Φ80 Vandal Varifocal GTL-AHD-RV1234VT-FIM	1/3.2" 8M Pixels Samsung LSI CMOS/ Hybrid Full HD / 30fps@1080p,AHD / 30fps@1080p, TVI / 1280H@CVBS / Sens-up(0.0005Lux) / 1100TVL / 2+3DNR / D-WDR / Defog / COMET / MD(4) / PM(4) / LSC / UTC / OSD / TDN / Φ80 / f=2.8~12mm / 24 IRLED / IP66
	Φ100 Vandal Varifocal GTL-AHD-RV2234VT-FIM	1/3.2" 8M Pixels Samsung LSI CMOS/ Hybrid Full HD / 30fps@1080p,AHD / 30fps@1080p, TVI / 1280H@CVBS / Sens-up(0.0005Lux) / 1100TVL / 2+3DNR / D-WDR / Defog / COMET / MD(4) / PM(4) / LSC / UTC / OSD / TDN / Φ100 / f=2.8~12mm / 36 IRLED / IP66

FULL HD HYBRID AHD / TVI / CVBS CAMERA (SAMSUNG LSI CMOS)

IRLED BULLET CAMERA




PRODUCT	MODEL	DESCRIPTION
 24 IRLED Fixed	GTL-AHD-RU1224T-FIM	1/3.2" 8M Pixels Samsung LSI CMOS/ Hybrid Full HD / 30fps@1080p,AHD / 30fps@1080p, TVI / 1280H@CVBS /Sens-up(0.0005Lux) / 1100TVL /2+3DNR / D-WDR / Defog / COMET / MD(4) / PM(4) / LSC / UTC / OSD /TDN / f=3.6mm / 24 IRLED / IP66
 36 IRLED Fixed	GTL-AHD-RU4234T-FIM	1/3.2" 8M Pixels Samsung LSI CMOS/ Hybrid Full HD / 30fps@1080p,AHD / 30fps@1080p, TVI / 1280H@CVBS /Sens-up(0.0005Lux) / 1100TVL /2+3DNR / D-WDR / Defog / COMET / MD(4) / PM(4) / LSC / UTC / OSD /TDN / f=3.6mm / 36IRLED / IP66
 36 IRLED Fixed	GTL-AHD-RU5534T-FIM	1/3.2" 8M Pixels Samsung LSI CMOS/ Hybrid Full HD / 30fps@1080p,AHD / 30fps@1080p, TVI / 1280H@CVBS /Sens-up(0.0005Lux) / 1100TVL /2+3DNR / D-WDR / Defog / COMET / MD(4) / PM(4) / LSC / UTC / OSD /TDN / f=3.6mm / 36 IRLED / IP66
 42 IRLED Varifocal	GTL-AHD-RU7244VT-FIM	1/3.2" 8M Pixels Samsung LSI CMOS/ Hybrid Full HD / 30fps@1080p,AHD / 30fps@1080p, TVI / 1280H@CVBS /Sens-up(0.0005Lux) / 1100TVL /2+3DNR / D-WDR / Defog / COMET / MD(4) / PM(4) / LSC / UTC / OSD /TDN / f=2.8~12mm / 42 IRLED / IP66
 54 IRLED Fixed	GTL-AHD-RU6254T-FIM	1/3.2" 8M Pixels Samsung LSI CMOS/ Hybrid Full HD / 30fps@1080p,AHD / 30fps@1080p, TVI / 1280H@CVBS /Sens-up(0.0005Lux) / 1100TVL /2+3DNR / D-WDR / Defog / COMET / MD(4) / PM(4) / LSC / UTC / OSD /TDN / f=3.6mm / 54 IRLED / IP66
 54 IRLED Fixed	GTL-AHD-RU7254T-FIM	1/3.2" 8M Pixels Samsung LSI CMOS/ Hybrid Full HD / 30fps@1080p,AHD / 30fps@1080p, TVI / 1280H@CVBS /Sens-up(0.0005Lux) / 1100TVL /2+3DNR / D-WDR / Defog / COMET / MD(4) / PM(4) / LSC / UTC / OSD /TDN / f=3.6mm / 54IRLED / IP66
 72 IRLED Varifocal	GTL-AHD-RU8274VT-FIM	1/3.2" 8M Pixels Samsung LSI CMOS/ Hybrid Full HD / 30fps@1080p,AHD / 30fps@1080p, TVI / 1280H@CVBS /Sens-up(0.0005Lux) / 1100TVL / 2+3DNR / D-WDR / Defog / COMET / MD(4) / PM(4) / LSC / UTC / OSD /TDN / f=2.8~12mm / 72 IRLED / IP66
 72 IRLED Fixed	GTL-AHD-RU8274T-FIM	1/3.2" 8M Pixels Samsung LSI CMOS/ Hybrid Full HD / 30fps@1080p,AHD / 30fps@1080p, TVI / 1280H@CVBS /Sens-up(0.0005Lux) / 1100TVL /2+3DNR / D-WDR / Defog / COMET / MD(4) / PM(4) / LSC / UTC / OSD /TDN / f=6.0mm / 72 IRLED / IP66

IRLED HOUSING CAMERA

PRODUCT	MODEL	DESCRIPTION
 90 IRLED Fixed	GTL-AHD-RH3284T-FIM	1/3.2" 8M Pixels Samsung LSI CMOS/ Hybrid Full HD / 30fps@1080p,AHD / 30fps@1080p, TVI / 1280H@CVBS /Sens-up(0.0005Lux) / 1100TVL /2+3DNR / D-WDR / Defog / COMET / MD(4) / PM(4) / LSC / UTC / OSD /TDN / f=6.0mm / 90 IRLED / IP66
 90 IRLED Varifocal	GTL-AHD-RH3284VT-FIM	1/3.2" 8M Pixels Samsung LSI CMOS/ Hybrid Full HD / 30fps@1080p,AHD / 30fps@1080p, TVI / 1280H@CVBS /Sens-up(0.0005Lux) / 1100TVL /2+3DNR / D-WDR / Defog / COMET / MD(4) / PM(4) / LSC / UTC / OSD /TDN / f=2.8~12mm / 90 IRLED / IP66

FULL HD 1080P HD-SDI / AHD&TVI&CVBS HYBRID SPEED DOME CAMERA

2M HD-SDI



PRODUCT	MODEL	DESCRIPTION
 HD-SDI IRELED	GTL-HMS-RM230	1/2.8" 2.4M Sony Cmos / Optical 30x / D-Zoom 16x / Total Zoom 600x / SMPTE-292M / 30fps@1080p / 0.0001Lux(DSS x32) / DNR / WDR / Defog / DIS / MD(1) / PM(8) / Alarm(4/1) / Defumidification / Preset(250) / Group(12) / Tour / Trace / User Password / Time Schedule / Max. IR Distance 150m / TDN / f=4.3~129mm / IP66 / AC24V(Max.40W)
 HD-SDI	GTL-HMS-M210	1/3" 2.3M Panasonic Cmos / Optical 10x / D-Zoom 32x / Total Zoom 320x / SMPTE-292M / 30fps@1080p / 0.001Lux(DSS x4) / DNR / WDR / Defog / DIS / MD(1) / PM(8) / Alarm(4/1) / Defumidification / Preset(250) / Group(12) / Tour / Trace / User Password / Time Schedule / TDN / f=5.1~51.0mm / IP66 / AC24V(Max.16W)
 HD-SDI	GTL-HMS-M220	1/2.8" 2.4M Sony Cmos / Optical 20x / D-Zoom 16x / Total Zoom 320x / SMPTE-292M / 30fps@1080p / 0.0005Lux(DSS x60) / DNR / WDR / Defog / DIS / MD(1) / PM(8) / Alarm(4/1) / Defumidification / Preset(250) / Group(12) / Tour / Trace / User Password / Time Schedule / Fan / Heater / TDN / f=4.45~89.0mm / IP66 / AC24V(Max.22W)

2M Hybrid AHD/TVI

PRODUCT	MODEL	DESCRIPTION
 AHD/TVI IRELD	GTL-HMS-RM230H	1/2.8" 2.4M Sony Cmos / Optical 30x / D-Zoom 20x / Total Zoom 600x / AHD & TVI & CVBS Output / 30fps@1080p / 0.00001Lux(DSS x32) / DNR / WDR / Defog / DIS / MD(1) / PM(8) / Alarm(4/1) / Defumidification / Preset(250) / Group(12) / Tour / Trace / User Password / Time Schedule / Max. IR Distance 150m / TDN / f=4.3~129mm / IP66 / AC24V(Max.40W)
 AHD/TVI	GTL-HMS-M210H	1/3" 2.3M Panasonic Cmos / Optical 10x / D-Zoom 32x / Total Zoom 320x / AHD & TVI & CVBS Output / 30fps@1080p / 0.001Lux(DSS x4) / DNR / WDR / Defog / DIS / MD(1) / PM(8) / Alarm(4/1) / Defumidification / Preset(250) / Group(12) / Tour / Trace / User Password / Time Schedule / TDN / f=5.1~51.0mm / IP66 / AC24V(Max.16W)
 AHD/TVI	GTL-HMS-M220H	1/2.8" 2.4M Sony Cmos / Optical 30x / D-Zoom 20x / Total Zoom 600x / AHD & TVI & CVBS Output / 30fps@1080p / 0.00001Lux(DSS x60) / DNR / WDR / Defog / DIS / MD(1) / PM(8) / Alarm(4/1) / Defumidification / Preset(250) / Group(12) / Tour / Trace / User Password / Time Schedule / Fan / Heater / TDN / f=4.3~129.0mm / IP66 / AC24V(Max.22W)

FULL HD EX-SDI / CVBS DVR

EX-SDI DVR (EX-SDI/CVBS)

PRODUCT	MODEL	DESCRIPTION
	GTL-SDI-04E	4CH BNC / HD-SDI, EX-SDI, CVBS Output / HDMI(1), VGA(1), SPOT(1) / Audio(4/1), Sensor(In 4) / Alarm(Out 1) / H.264 / Recording : 1920x1080, 50-60fps@1080p / Palyback : Calendar, Event, POS, Panorama, Thumbnail, 25-30fps@1080p / Network : Gigabit Ethernet, 20fps@720p, TCP/IP, HTTP, DHCP, Android- iPhone for live and Search / Backupp : USB2.0(2), External HDD, Network, Thumb Drive / 1 SATA + 1 eSATA / RS485 / POS / Digital Zoomm / Motion Detection / 22 Languages / DC12V/2A(24W)
	GTL-SDI-08E	8CH BNC / HD-SDI, EX-SDI, CVBS Output / HDMI(1), VGA(1), SPOT(1) / Audio(4/1), Sensor(In 4) / Alarm(Out 1) / H.264 / Recording : 1920x1080, 100-120fps@1080p / Palyback : Calendar, Event, POS, Panorama, Thumbnail, 50-60fps@1080p / Network : Gigabit Ethernet, 40fps@720p, TCP/IP, HTTP, DHCP, Android- iPhone for live and Search / Backupp : USB2.0(2), External HDD, Network, Thumb Drive / 1 SATA + 1 eSATA / RS485 / POS / Digital Zoomm / Motion Detection / 22 Languages / DC12V/2A(24W)
	GTL-SDI-16E	16CH BNC / HD-SDI, EX-SDI, CVBS Output / HDMI(1), VGA(1), SPOT(1) / Audio(16/1), Sensor(In 16) / Alarm(Out 2) / H.264 / Recording : 1920x1080, 200-240fps@1080p / Palyback : Calendar, Event, POS, Panorama, Thumbnail, 100-120fps@1080p / Network : Gigabit Ethernet, 100fps@720p, TCP/IP, HTTP, DHCP, Android- iPhone for live and Search / Backupp : USB2.0(2), External HDD, Network, Thumb Drive / 2 SATA + 1 eSATA / RS485 / POS / Digital Zoomm / Motion Detection / 22 Languages / DC12V/5A(60W)


FULL HD HYBRID AHD/TVI/CVBS DVR

HYBRID DVR (AHD/TVI/CVBS)

PRODUCT	MODEL	DESCRIPTION
	GTL-HTA-04L	4CH BNC / AHD, TVI, CVBS Output / HDMI(1), VGA(1), SPOT(1) / Audio(4/1), Sensor(In 4) / Alarm(Out 1) / H.264 / Recording : 1920x1080, 50-60fps@1080p / Palyback : Calendar, Event, POS, Panorama, Thumbnail, 25-30fps@1080p / Network : Gigabit Ethernet, 50fps(480x256), TCP/IP, HTTP, DHCP, Android- iPhone for live and Search / Backupp : USB2.0(2), External HDD, Network, Thumb Drive / 2 SATA / RS485 / POS / Digital Zoomm / Motion Detection / 22 Languages / DC12V/2A(24W)
	GTL-HTA-08L	8CH BNC / AHD, TVI, CVBS Output / HDMI(1), VGA(1), SPOT(1) / Audio(4/1), Sensor(In 4) / Alarm(Out 1) / H.264 / Recording : 1920x1080, 100-120fps@1080p / Palyback : Calendar, Event, POS, Panorama, Thumbnail, 25-30fps@1080p / Network : Gigabit Ethernet, 240fps(480x256), TCP/IP, HTTP, DHCP, Android- iPhone for live and Search / Backupp : USB2.0(2), External HDD, Network, Thumb Drive / 2 SATA / RS485 / POS / Digital Zoomm / Motion Detection / 22 Languages / DC12V/2A(24W)
	GTL-HTA-16L	16CH BNC / AHD, TVI, CVBS Output / HDMI(1), VGA(1), SPOT(1) / Audio(8RCR+8 DB15 / 1), Sensor(In 4) / Alarm(Out 1) / H.264 / Recording : 1920x1080, 200-240fps@1080p / Palyback : Calendar, Event, POS, Panorama, Thumbnail, 50-60fps@1080p / Network : Gigabit Ethernet, 240fps(480x256), TCP/IP, HTTP, DHCP, Android- iPhone for live and Search / Backupp : USB2.0(2), External HDD, Network, Thumb Drive / 2 SATA / RS485 / POS / Digital Zoomm / Motion Detection / 22 Languages / DC12V/5A(60W)

CS MOUNT MEGA LENS

SPECIFICATIONS

	GTL-HYT-3080D2M	GTL-HYT-3080D3M	GTL-HYT-2812D2MG	GTL-HYT-2812D3M	GTL-HYT-0622D2	GTL-HYT-0550D2M
Image						
Focal Length	3.0 ~ 8.0 mm	3.0 ~ 8.0 mm	2.8 ~ 12.0 mm	2.8 ~ 12.0 mm	6.0~ 22.0 mm	5.0 ~ 50.0 mm
Back Focal Length	6.52 mm	6.52 mm	6.52 mm	6.52 mm	7.2 mm	7.72mm
Image Format Size	1/2.7"	1/2.7"	1/2.7"	1/2.7"	1/2.7"	1/2.7"
Aperture Ratio	F1.4	F1.4	F1.4	F1.4	F1.6	F1.6
Iris Operation	Direct Drive	Direct Drive	Direct Drive	Direct Drive	Direct Drive	Direct Drive
Resolution	2 Mega Pixel	3 Mega Pixel	2 Mega Pixel	3 Mega Pixel	2 Mega Pixel	2 Mega Pixel
Angle of View(D)	91.5° ~ 40.5°	91.5° ~ 40.5°	95.5° ~ 30.8°	95.5° ~ 30.8°	43.6° ~ 16.5°	52.3° ~ 7.0°
Dimension(φXL)	φ34.0 X 45.8mm	φ34.0 X 45.8mm	φ34.0 X 45.35mm	φ34.0 X 45.35mm	φ34.0 X 44.75mm	φ34.0 X 44.75mm
Weight	62g	55g	62g	62g	55g	142g
Mount Type	CS Mount	CS Mount	CS Mount	CS Mount	CS Mount	CS Mount

SPECIFICATIONS

	GTL-HYT-0414F3M	GTL-HYT-0614F3	GTL-HYT-0814F3M	GTL-HYT-1214F3M	GTL-HYT-1614F3M	
Image						
Focal Length	4.0 mm	6.0 mm	8.0 mm	12.0 mm	16.0mm	
Back Focal Length	7.5 mm	7.97 mm	7.35 mm	8.26 mm	7.74 mm	
Image Format Size	1/2.5"	1/2.5"	1/2.5"	1/2.5"	1/2.5"	
Aperture Ratio	F1.4	F1.4	F1.4	F1.4	F1.4	
Iris Operation	Fixed	Fixed	Fixed	Fixed	Fixed	
Resolution	3 Mega Pixel	3 Mega Pixel	3 Mega Pixel	3 Mega Pixel	3 Mega Pixel	
Angle of View(D)	76°	54°	39.4°	29°	21°	
Dimension(φXL)	φ28.0 X 30.5mm	φ28.0 X 31.3mm	φ28.0 X 24.8mm	φ28.0 X 30.7mm	φ28.0 X 30.4mm	
Weight	18g	20g	18g	42g	41g	
Mount Type	CS Mount	CS Mount	CS Mount	CS Mount	CS Mount	

The logo features the letters 'GTL' in a bold, white, sans-serif font. The 'G' and 'L' are partially overlaid by semi-transparent, overlapping shapes in shades of blue and green. To the right of 'GTL', the words 'Security camera' are written in a smaller, white, sans-serif font, positioned above the word 'VISION', which is in a larger, bold, white, sans-serif font. The entire logo is centered horizontally and is set against a background of dark blue wavy lines and a pattern of light blue dots.

GTL Security camera
VISION